



SUMMARY OF APPROVED BUDGET, UTILIZATIONS, DISBURSEMENTS AND BALANCES BY OBJECT OF EXPENDITURES
(For Off-Budgetary Funds)
As at the Quarter Ending December 31, 2024


Department : Department of Migrant Workers (DMW)
Agency/Entity : Overseas Workers Welfare Administration
Operating Unit : Central Office
Organization Code (UACS) : 40 002 010000
Fund Cluster : 05 - Internally Generated Funds

(e.g. UACS Fund Cluster: 05-Internally Generated Funds and 06-Business Related Funds)

Particulars	UACS CODE	Approved Budget			Utilizations					Disbursements					Balances		
		Approved Budgeted Revenue	Adjustments (Reductions, Modifications/ Augmentations)	Adjusted Budgeted Revenue	1st Quarter Ending March 31	2nd Quarter Ending June 30	3rd Quarter Ending September 30	4th Quarter Ending December 31	Total	1st Quarter Ending March 31	2nd Quarter Ending June 30	3rd Quarter Ending September 30	4th Quarter Ending December 31	Total	Unutilized Budget	Unpaid Obligations (10-15)=[(17+18)]	
																Due and Demandable	Not Yet Due and Demandable
1	2	3	4	5=[(3+(-)4)]	6	7	8	9	10=[(6+7+8+9)]	11	12	13	14	15=[(11+12+13+14)]	16=[(5-10)]	17	18
SUMMARY																	
A. AGENCY SPECIFIC BUDGET																	
Maintenance and Other Operating Expenses		3,019,484,331.00	26,002,600.00	3,045,486,931.00	690,370,426.12	442,515,801.62	665,811,243.36	594,121,525.06	2,392,818,996.16	657,054,223.18	436,912,738.01	534,085,455.26	597,878,524.77	2,225,930,941.22	652,667,934.84	166,888,054.94	0.00
Other Maintenance and Operating Expenses	5029900000	3,019,484,331.00	26,002,600.00	3,045,486,931.00	690,370,426.12	442,515,801.62	665,811,243.36	594,121,525.06	2,392,818,996.16	657,054,223.18	436,912,738.01	534,085,455.26	597,878,524.77	2,225,930,941.22	652,667,934.84	166,888,054.94	0.00
Bank Transaction Fee	5029922000	950,000.00	0.00	950,000.00	31,238.33	48,324.67	28,545.12	29,316.57	137,424.69		24,480.59						
Bank Transaction Fee	5029922000	950,000.00	0.00	950,000.00	31,238.33	48,324.67	28,545.12	29,316.57	137,424.69		24,480.59						
Other Maintenance and Operating Expenses	5029999000	3,018,534,331.00	26,002,600.00	3,044,536,931.00	690,339,187.79	442,467,476.95	665,782,698.24	594,092,208.49	2,392,681,571.47	657,029,742.59	436,870,586.32	534,057,537.36	597,840,753.51	2,225,798,619.78	651,855,359.53	166,882,951.69	0.00
Other Maintenance and Operating Expenses	5029999099	3,018,534,331.00	26,002,600.00	3,044,536,931.00	690,339,187.79	442,467,476.95	665,782,698.24	594,092,208.49	2,392,681,571.47	657,029,742.59	436,870,586.32	534,057,537.36	597,840,753.51	2,225,798,619.78	651,855,359.53	166,882,951.69	0.00
GRAND TOTAL		3,019,484,331.00	26,002,600.00	3,045,486,931.00	690,370,426.12	442,515,801.62	665,811,243.36	594,121,525.06	2,392,818,996.16	657,054,223.18	436,912,738.01	534,085,455.26	597,878,524.77	2,225,930,941.22	652,667,934.84	166,888,054.94	0.00

Certified Correct:

ARDREN B. MASDO
OIC, Budget Division
Date: January 30, 2025 11:34 PM

Certified Correct:

MARIA GIEZL T. CANUZA
OIC, Accounting Division
Date: January 30, 2025 11:34 PM

Recommendation Approval By:

HERMINIGILDO D. MENDOZA
Director II, FMS
Date: January 30, 2025 11:36 PM

Approved By:

ARNALDO A. IGNACIO
Administrator
Date: January 30, 2025 11:38 PM