
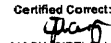



**SUMMARY OF APPROVED BUDGET, UTILIZATIONS, DISBURSEMENTS AND BALANCES BY OBJECT OF EXPENDITURES  
(For Off-Budgetary Funds)  
As at the Quarter Ending September 30, 2024**


Department : Department of Migrant Workers (DMW)  
 Agency/Entity : Overseas Workers Welfare Administration  
 Operating Unit : Central Office  
 Organization Code (UACS) : 40 002 0100000  
 Fund Cluster : 05 - Internally Generated Funds  
 (e.g. UACS Fund Cluster: 05-Internally Generated Funds and 00-Business Related Funds)

Particulars	UACS CODE	Approved Budget			Utilizations					Disbursements				Balances			
		Approved Budgeted Revenue	Adjustments (Reductions, Modifications/Augmentations)	Adjusted Budgeted Revenue	1st Quarter Ending March 31	2nd Quarter Ending June 30	3rd Quarter Ending September 30	4th Quarter Ending December 31	Total	1st Quarter Ending March 31	2nd Quarter Ending June 30	3rd Quarter Endg September 30	4th Quarter Ending December 31	Total	Unutilized Budget	Unpaid Obligations (10-15)=(17+18) Due and Demandable	Not Yet Due and Demandable
1	2	3	4	5=(3+(-)4)	6	7	8	9	10=(6+7+8+9)	11	12	13	14	15=(11+12+13+14)	16=(5-10)	17	18
<b>SUMMARY</b>																	
<b>A. AGENCY SPECIFIC BUDGET</b>																	
Maintenance and Other Operating Expenses		3,019,484,331.00	26,002,600.00	3,045,486,931.00	690,370,426.12	442,515,801.62	665,811,243.36	0.00	1,798,697,471.10	657,054,223.18	436,912,738.01	534,06,455.26	0.00	1,628,052,416.45	1,246,789,459.90	170,845,054.65	0.00
Other Maintenance and Operating Expenses	502990000	3,019,484,331.00	26,002,600.00	3,045,486,931.00	690,370,426.12	442,515,801.62	665,811,243.36	0.00	1,798,697,471.10	657,054,223.18	436,912,738.01	534,06,455.26	0.00	1,628,052,416.45	1,246,789,459.90	170,845,054.65	0.00
Bank Transaction Fee	5029922000	950,000.00	0.00	950,000.00	31,238.33	48,324.67	28,545.12	0.00	108,108.12	24,480.59	42,151.69	7,917.90	0.00	94,550.18	841,891.88	13,557.94	0.00
Bank Transaction Fee	5029922000	950,000.00	0.00	950,000.00	31,238.33	48,324.67	28,545.12	0.00	108,108.12	24,480.59	42,151.69	7,917.90	0.00	94,550.18	841,891.88	13,557.94	0.00
Other Maintenance and Operating Expenses	5029999000	3,018,534,331.00	26,002,600.00	3,044,536,931.00	690,339,187.79	442,467,476.95	665,782,698.24	0.00	1,798,589,362.98	657,029,742.59	436,870,586.32	534,07,537.36	0.00	1,627,957,866.27	1,245,947,568.02	170,831,496.71	0.00
Other Maintenance and Operating Expenses	5029999000	3,018,534,331.00	26,002,600.00	3,044,536,931.00	690,339,187.79	442,467,476.95	665,782,698.24	0.00	1,798,589,362.98	657,029,742.59	436,870,586.32	534,07,537.36	0.00	1,627,957,866.27	1,245,947,568.02	170,831,496.71	0.00
<b>GRAND TOTAL</b>		3,019,484,331.00	26,002,600.00	3,045,486,931.00	690,370,426.12	442,515,801.62	665,811,243.36	0.00	1,798,697,471.10	657,054,223.18	436,912,738.01	534,06,455.26	0.00	1,628,052,416.45	1,246,789,459.90	170,845,054.65	0.00

Certified Correct:  
  
 ARDEN B. MASDO  
 OIC, Budget Division  
 Date: October 29, 2024 08:34 AM

Certified Correct:  
  
 MARIA GIEZL LANUZA  
 OIC, Accounting Division  
 Date: October 29, 2024 08:34 AM

Recommending Approval By:  
  
 BERNINICO D. MENDOZA  
 Director II, FMS  
 Date: October 29, 2024 05:44 PM

Approved By:  
  
 ARNEL D. IGNACIO  
 Administrator  
 Date: October 28, 2024 05:57 PM