



**STATEMENT OF APPROPRIATIONS, ALLOTMENTS, OBLIGATIONS, DISBURSEMENTS AND BALANCES**  
As at the Quarter Ending June 30, 2023

Department : Department of Migrant Workers (DMW)  
 Agency/Entity : Overseas Workers Welfare Administration  
 Operating Unit : Central Office  
 Organization Code (UACS) : 40 002 0100000  
 Fund Cluster : 01 - Regular Agency Fund  
 (e.g. UACS Fund Cluster: 01-Regular Agency Fund, 02-Foreign Assisted Projects Fund, 03-Special Account-Locally Funded/Domestic Grants Fund, and 04-Special Account-Foreign Assisted/Foreign Grants Fund)


	Current Year Appropriations
	Supplemental Appropriations
X	Continuing Appropriations

Particulars	UACS CODE	Appropriations		Allotments		Current Year Obligations								Balances										
		Authorized Appropriations	Adjustments (Transfer To/From, Realignment)	Adjusted Appropriations	Allotments Received	Adjustments (Withdrawal, Realignment)	Transfer To	Transfer From	Adjusted Total Allotments	1st Quarter Ending March 31	2nd Quarter Ending June 30	3rd Quarter Ending September 30	4th Quarter Ending December 31	Total	1st Quarter Ending March 31	2nd Quarter Ending June 30	3rd Quarter Ending September 30	4th Quarter Ending December 31	Total	Unreleased Appropriations	Unobligated Allotments	Unpaid Obligations (15-20)=(23+24)		
		3	4	5=(3+4)	6	7	8	9	10=(8+(7)-8+9)	11	12	13	14	15=(11+12+13+14)	16	17	18	19	20=(16+17+18+19)	21=(5-10)	22=(10-15)	Due and Demandable	23	24
I. Continuing Appropriations		525,258,293.90	0.00	525,258,293.90	525,258,293.90	0.00	0.00	0.00	525,258,293.90	39,541,697.82	23,593,576.30	0.00	0.00	63,135,274.12	29,341,366.94	12,069,115.47	0.00	0.00	41,410,482.41	0.00	462,123,019.78	21,724,791.71	0.00	
I. Agency Specific Budget		525,258,293.90	0.00	525,258,293.90	525,258,293.90	0.00	0.00	0.00	525,258,293.90	39,541,697.82	23,593,576.30	0.00	0.00	63,135,274.12	29,341,366.94	12,069,115.47	0.00	0.00	41,410,482.41	0.00	462,123,019.78	21,724,791.71	0.00	
General Administration and Support	1000000000000000	6,452,255.75	0.00	6,452,255.75	6,452,255.75	0.00	0.00	0.00	6,452,255.75	1,617,778.41	1,936,236.07	0.00	0.00	3,554,014.48	1,557,057.06	1,556,251.44	0.00	0.00	3,113,308.50	0.00	2,898,241.27	440,705.98	0.00	
General Management and Supervision	1000000000000000	6,452,255.75	0.00	6,452,255.75	6,452,255.75	0.00	0.00	0.00	6,452,255.75	1,617,778.41	1,936,236.07	0.00	0.00	3,554,014.48	1,557,057.06	1,556,251.44	0.00	0.00	3,113,308.50	0.00	2,898,241.27	440,705.98	0.00	
MOOE		6,130,800.19	0.00	6,130,800.19	6,130,800.19	0.00	0.00	0.00	6,130,800.19	1,617,778.41	1,631,246.07	0.00	0.00	3,249,024.48	1,557,057.06	1,251,261.44	0.00	0.00	2,808,318.50	0.00	2,881,775.71	440,705.98	0.00	
CO		321,455.56	0.00	321,455.56	321,455.56	0.00	0.00	0.00	321,455.56	0.00	304,990.00	0.00	0.00	304,990.00	0.00	304,990.00	0.00	0.00	304,990.00	0.00	18,465.56	0.00	0.00	
Sub-Total, General Administration and Support		6,452,255.75	0.00	6,452,255.75	6,452,255.75	0.00	0.00	0.00	6,452,255.75	1,617,778.41	1,936,236.07	0.00	0.00	3,554,014.48	1,557,057.06	1,556,251.44	0.00	0.00	3,113,308.50	0.00	2,898,241.27	440,705.98	0.00	
PS		0.00	0.00	0.00	0.00	0.00	0.00	0.00	0.00	0.00	0.00	0.00	0.00	0.00	0.00	0.00	0.00	0.00	0.00	0.00	0.00	0.00	0.00	0.00
MOOE		6,130,800.19	0.00	6,130,800.19	6,130,800.19	0.00	0.00	0.00	6,130,800.19	1,617,778.41	1,631,246.07	0.00	0.00	3,249,024.48	1,557,057.06	1,251,261.44	0.00	0.00	2,808,318.50	0.00	2,881,775.71	440,705.98	0.00	
FinEx (if Applicable)		0.00	0.00	0.00	0.00	0.00	0.00	0.00	0.00	0.00	0.00	0.00	0.00	0.00	0.00	0.00	0.00	0.00	0.00	0.00	0.00	0.00	0.00	0.00
CO		321,455.56	0.00	321,455.56	321,455.56	0.00	0.00	0.00	321,455.56	0.00	304,990.00	0.00	0.00	304,990.00	0.00	304,990.00	0.00	0.00	304,990.00	0.00	18,465.56	0.00	0.00	
Operations	3000000000000000	518,806,038.15	0.00	518,806,038.15	518,806,038.15	0.00	0.00	0.00	518,806,038.15	37,923,919.41	21,657,340.23	0.00	0.00	59,581,259.64	27,784,309.88	10,512,864.03	0.00	0.00	38,297,173.91	0.00	459,224,778.51	21,284,085.73	0.00	
OO: Social Protection for OFWs Enhanced		518,806,038.15	0.00	518,806,038.15	518,806,038.15	0.00	0.00	0.00	518,806,038.15	37,923,919.41	21,657,340.23	0.00	0.00	59,581,259.64	27,784,309.88	10,512,864.03	0.00	0.00	38,297,173.91	0.00	459,224,778.51	21,284,085.73	0.00	
SUKAL PROTECTION AND WELFARE FOR OFWs PROGRAM		518,806,038.15	0.00	518,806,038.15	518,806,038.15	0.00	0.00	0.00	518,806,038.15	37,923,919.41	21,657,340.23	0.00	0.00	59,581,259.64	27,784,309.88	10,512,864.03	0.00	0.00	38,297,173.91	0.00	459,224,778.51	21,284,085.73	0.00	
Welfare Services	31010010000200	518,806,038.15	0.00	518,806,038.15	518,806,038.15	0.00	0.00	0.00	518,806,038.15	37,923,919.41	21,657,340.23	0.00	0.00	59,581,259.64	27,784,309.88	10,512,864.03	0.00	0.00	38,297,173.91	0.00	459,224,778.51	21,284,085.73	0.00	
MOOE		518,806,038.15	0.00	518,806,038.15	518,806,038.15	0.00	0.00	0.00	518,806,038.15	37,923,919.41	21,657,340.23	0.00	0.00	59,581,259.64	27,784,309.88	10,512,864.03	0.00	0.00	38,297,173.91	0.00	459,224,778.51	21,284,085.73	0.00	
Sub-Total, Operations		518,806,038.15	0.00	518,806,038.15	518,806,038.15	0.00	0.00	0.00	518,806,038.15	37,923,919.41	21,657,340.23	0.00	0.00	59,581,259.64	27,784,309.88	10,512,864.03	0.00	0.00	38,297,173.91	0.00	459,224,778.51	21,284,085.73	0.00	
PS		0.00	0.00	0.00	0.00	0.00	0.00	0.00	0.00	0.00	0.00	0.00	0.00	0.00	0.00	0.00	0.00	0.00	0.00	0.00	0.00	0.00	0.00	0.00
MOOE		518,806,038.15	0.00	518,806,038.15	518,806,038.15	0.00	0.00	0.00	518,806,038.15	37,923,919.41	21,657,340.23	0.00	0.00	59,581,259.64	27,784,309.88	10,512,864.03	0.00	0.00	38,297,173.91	0.00	459,224,778.51	21,284,085.73	0.00	
FinEx (if Applicable)		0.00	0.00	0.00	0.00	0.00	0.00	0.00	0.00	0.00	0.00	0.00	0.00	0.00	0.00	0.00	0.00	0.00	0.00	0.00	0.00	0.00	0.00	0.00
CO		0.00	0.00	0.00	0.00	0.00	0.00	0.00	0.00	0.00	0.00	0.00	0.00	0.00	0.00	0.00	0.00	0.00	0.00	0.00	0.00	0.00	0.00	0.00
Sub-Total, I. Agency Specific Budget		525,258,293.90	0.00	525,258,293.90	525,258,293.90	0.00	0.00	0.00	525,258,293.90	39,541,697.82	23,593,576.30	0.00	0.00	63,135,274.12	29,341,366.94	12,069,115.47	0.00	0.00	41,410,482.41	0.00	462,123,019.78	21,724,791.71	0.00	
PS		0.00	0.00	0.00	0.00	0.00	0.00	0.00	0.00	0.00	0.00	0.00	0.00	0.00	0.00	0.00	0.00	0.00	0.00	0.00	0.00	0.00	0.00	0.00
MOOE		524,936,838.34	0.00	524,936,838.34	524,936,838.34	0.00	0.00	0.00	524,936,838.34	39,541,697.82	23,288,586.30	0.00	0.00	59,581,259.64	29,341,366.94	11,784,125.47	0.00	0.00	38,297,173.91	0.00	462,106,554.22	21,724,791.71	0.00	
FinEx (if Applicable)		0.00	0.00	0.00	0.00	0.00	0.00	0.00	0.00	0.00	0.00	0.00	0.00	0.00	0.00	0.00	0.00	0.00	0.00	0.00	0.00	0.00	0.00	0.00
CO		321,455.56	0.00	321,455.56	321,455.56	0.00	0.00	0.00	321,455.56	0.00	304,990.00	0.00	0.00	304,990.00	0.00	304,990.00	0.00	0.00	304,990.00	0.00	18,465.56	0.00	0.00	
GRAND TOTAL		525,258,293.90	0.00	525,258,293.90	525,258,293.90	0.00	0.00	0.00	525,258,293.90	39,541,697.82	23,593,576.30	0.00	0.00	63,135,274.12	29,341,366.94	12,069,115.47	0.00	0.00	41,410,482.41	0.00	462,123,019.78	21,724,791.71	0.00	
PS		0.00	0.00	0.00	0.00	0.00	0.00	0.00	0.00	0.00	0.00	0.00	0.00	0.00	0.00	0.00	0.00	0.00	0.00	0.00	0.00	0.00	0.00	0.00
MOOE		524,936,838.34	0.00	524,936,838.34	524,936,838.34	0.00	0.00	0.00	524,936,838.34	39,541,697.82	23,288,586.30	0.00	0.00	62,830,284.12	29,341,366.94	11,784,125.47	0.00	0.00	41,105,492.41	0.00	462,106,554.22	21,724,791.71	0.00	
FinEx (if Applicable)		0.00	0.00	0.00	0.00	0.00	0.00	0.00	0.00	0.00	0.00	0.00	0.00	0.00	0.00	0.00	0.00	0.00	0.00	0.00	0.00	0.00	0.00	0.00
CO		321,455.56	0.00	321,455.56	321,455.56	0.00	0.00	0.00	321,455.56	0.00	304,990.00	0.00	0.00	304,990.00	0.00	304,990.00	0.00	0.00	304,990.00	0.00	18,465.56	0.00	0.00	

Certified Correct:  
  
 ARDEN B. MASDO  
 OIC, Budget Division  
 Date: July 19, 2023 04:34 PM

Certified Correct:  
  
 MARJORIE L. MANUZA  
 OIC, Accounting Division  
 Date: July 19, 2023 04:34 PM

Recommending Approval By:  
  
 HERMINALDO D. MENDOZA  
 Director II, FMS  
 Date: July 19, 2023 07:17 PM

Approved By:  
  
 ARNALDO A. MASDO  
 Acting Director  
 Date: July 19, 2023 07:25 PM