

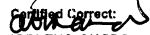
STATEMENT OF APPROPRIATIONS, ALLOTMENTS, OBLIGATIONS, DISBURSEMENTS AND BALANCES
As at the Quarter Ending March 31, 2023


Department : Department of Migrant Workers (DMW)
 Agency/Entity : Overseas Workers Welfare Administration
 Operating Unit : Central Office
 Organization Code (UACS) : 40 002 0100000
 Fund Cluster : 01 Regular Agency Fund


	Current Year Appropriations
	Supplemental Appropriations
X	Continuing Appropriations


(e.g. UACS Fund Cluster: 01-Regular Agency Fund, 02-Foreign Assisted Projects Fund, 03-Special Account-Locally Funded/Domestic Grants Fund, and 04-Special Account-Foreign Assisted/Foreign Grants Fund)

Particulars	UACS CODE	Appropriations					Allotments			Current Year Obligations					Current Year Disbursements					Balance			
		Authorized Appropriations	Adjustments (Transfer To/From, Reassignment)	Adjusted Appropriations	Allotments Received	Adjustments (Withdrawal, Reassignment)	Transfer To	Transfer From	Adjusted Total Allotments	1st Quarter Ending March 31	2nd Quarter Ending June 30	3rd Quarter Ending September 30	4th Quarter Ending December 31	TOTAL	1st Quarter Ending March 31	2nd Quarter Ending June 30	3rd Quarter Ending September 30	4th Quarter Ending December 31	TOTAL	Unreleased Appropriations	Unobligated Allotments	Unpaid Obligations (15-20)-(23+24)	
		3	4	5=(3+4)	6	7	8	9	10=(8+(9)+9)	11	12	13	14	15=(11+12+13+14)	16	17	18	19	20=(16+17+18+19)	21=(5-10)	22=(10-15)	23	24
I. Continuing Appropriations		5,258,293.90	0.00	5,258,293.90	5,258,293.90	0.00	0.00	0.00	5,258,293.90	31,541,897.82	0.00	0.00	0.00	39,541,897.82	29,341,369.94	0.00	0.00	0.00	29,341,369.94	0.00	465,716,596.08	10,200,330.88	0.00
I. Agency Specific Budget		5,258,293.90	0.00	5,258,293.90	5,258,293.90	0.00	0.00	0.00	5,258,293.90	31,541,897.82	0.00	0.00	0.00	39,541,897.82	29,341,369.94	0.00	0.00	0.00	29,341,369.94	0.00	465,716,596.08	10,200,330.88	0.00
General Administration and Support	10000000000000	6,452,255.75	0.00	6,452,255.75	6,452,255.75	0.00	0.00	0.00	6,452,255.75	1,817,778.41	0.00	0.00	0.00	1,817,778.41	1,557,057.06	0.00	0.00	0.00	1,557,057.06	0.00	4,834,477.34	80,721.35	0.00
General Management and Supervision	100000100001000	6,452,255.75	0.00	6,452,255.75	6,452,255.75	0.00	0.00	0.00	6,452,255.75	1,817,778.41	0.00	0.00	0.00	1,817,778.41	1,557,057.06	0.00	0.00	0.00	1,557,057.06	0.00	4,834,477.34	80,721.35	0.00
MOOE		6,130,800.19	0.00	6,130,800.19	6,130,800.19	0.00	0.00	0.00	6,130,800.19	1,817,778.41	0.00	0.00	0.00	1,817,778.41	1,557,057.06	0.00	0.00	0.00	1,557,057.06	0.00	4,813,021.78	80,721.35	0.00
CO		321,455.56	0.00	321,455.56	321,455.56	0.00	0.00	0.00	321,455.56	0.00	0.00	0.00	0.00	0.00	0.00	0.00	0.00	0.00	0.00	0.00	321,455.56	0.00	0.00
Sub-Total, General Administration and Support		6,452,255.75	0.00	6,452,255.75	6,452,255.75	0.00	0.00	0.00	6,452,255.75	1,817,778.41	0.00	0.00	0.00	1,817,778.41	1,557,057.06	0.00	0.00	0.00	1,557,057.06	0.00	4,834,477.34	80,721.35	0.00
PB		0.00	0.00	0.00	0.00	0.00	0.00	0.00	0.00	0.00	0.00	0.00	0.00	0.00	0.00	0.00	0.00	0.00	0.00	0.00	0.00	0.00	0.00
MOOE		6,130,800.19	0.00	6,130,800.19	6,130,800.19	0.00	0.00	0.00	6,130,800.19	1,817,778.41	0.00	0.00	0.00	1,817,778.41	1,557,057.06	0.00	0.00	0.00	1,557,057.06	0.00	4,813,021.78	80,721.35	0.00
FinEx (if Applicable)		0.00	0.00	0.00	0.00	0.00	0.00	0.00	0.00	0.00	0.00	0.00	0.00	0.00	0.00	0.00	0.00	0.00	0.00	0.00	0.00	0.00	0.00
CO		321,455.56	0.00	321,455.56	321,455.56	0.00	0.00	0.00	321,455.56	0.00	0.00	0.00	0.00	0.00	0.00	0.00	0.00	0.00	0.00	0.00	321,455.56	0.00	0.00
Operations	30003000000000	5,806,038.15	0.00	5,806,038.15	5,806,038.15	0.00	0.00	0.00	5,806,038.15	37,823,919.41	0.00	0.00	0.00	37,823,919.41	27,784,309.88	0.00	0.00	0.00	27,784,309.88	0.00	480,882,118.74	10,139,809.53	0.00
OC - Social Protection for OFWs (therapeutic)		5,806,038.15	0.00	5,806,038.15	5,806,038.15	0.00	0.00	0.00	5,806,038.15	37,823,919.41	0.00	0.00	0.00	37,823,919.41	27,784,309.88	0.00	0.00	0.00	27,784,309.88	0.00	480,882,118.74	10,139,809.53	0.00
SOCIAL PROTECTION AND WELFARE FOR OFWs PROGRAM		5,806,038.15	0.00	5,806,038.15	5,806,038.15	0.00	0.00	0.00	5,806,038.15	37,823,919.41	0.00	0.00	0.00	37,823,919.41	27,784,309.88	0.00	0.00	0.00	27,784,309.88	0.00	480,882,118.74	10,139,809.53	0.00
Welfare Services	310100100002000	5,806,038.15	0.00	5,806,038.15	5,806,038.15	0.00	0.00	0.00	5,806,038.15	37,823,919.41	0.00	0.00	0.00	37,823,919.41	27,784,309.88	0.00	0.00	0.00	27,784,309.88	0.00	480,882,118.74	10,139,809.53	0.00
MOOE		5,806,038.15	0.00	5,806,038.15	5,806,038.15	0.00	0.00	0.00	5,806,038.15	37,823,919.41	0.00	0.00	0.00	37,823,919.41	27,784,309.88	0.00	0.00	0.00	27,784,309.88	0.00	480,882,118.74	10,139,809.53	0.00
Sub-Total, Operations		5,806,038.15	0.00	5,806,038.15	5,806,038.15	0.00	0.00	0.00	5,806,038.15	37,823,919.41	0.00	0.00	0.00	37,823,919.41	27,784,309.88	0.00	0.00	0.00	27,784,309.88	0.00	480,882,118.74	10,139,809.53	0.00
PB		0.00	0.00	0.00	0.00	0.00	0.00	0.00	0.00	0.00	0.00	0.00	0.00	0.00	0.00	0.00	0.00	0.00	0.00	0.00	0.00	0.00	0.00
MOOE		5,806,038.15	0.00	5,806,038.15	5,806,038.15	0.00	0.00	0.00	5,806,038.15	37,823,919.41	0.00	0.00	0.00	37,823,919.41	27,784,309.88	0.00	0.00	0.00	27,784,309.88	0.00	480,882,118.74	10,139,809.53	0.00
FinEx (if Applicable)		0.00	0.00	0.00	0.00	0.00	0.00	0.00	0.00	0.00	0.00	0.00	0.00	0.00	0.00	0.00	0.00	0.00	0.00	0.00	0.00	0.00	0.00
CO		0.00	0.00	0.00	0.00	0.00	0.00	0.00	0.00	0.00	0.00	0.00	0.00	0.00	0.00	0.00	0.00	0.00	0.00	0.00	0.00	0.00	0.00
GRAND TOTAL		5,258,293.90	0.00	5,258,293.90	5,258,293.90	0.00	0.00	0.00	5,258,293.90	31,541,897.82	0.00	0.00	0.00	39,541,897.82	29,341,369.94	0.00	0.00	0.00	29,341,369.94	0.00	465,716,596.08	10,200,330.88	0.00
PS		0.00	0.00	0.00	0.00	0.00	0.00	0.00	0.00	0.00	0.00	0.00	0.00	0.00	0.00	0.00	0.00	0.00	0.00	0.00	0.00	0.00	0.00
MOOE		5,139,838.34	0.00	5,139,838.34	5,139,838.34	0.00	0.00	0.00	5,139,838.34	31,541,897.82	0.00	0.00	0.00	39,541,897.82	29,341,369.94	0.00	0.00	0.00	29,341,369.94	0.00	465,395,140.52	10,200,330.88	0.00
FinEx (if Applicable)		0.00	0.00	0.00	0.00	0.00	0.00	0.00	0.00	0.00	0.00	0.00	0.00	0.00	0.00	0.00	0.00	0.00	0.00	0.00	0.00	0.00	0.00
CO		321,455.56	0.00	321,455.56	321,455.56	0.00	0.00	0.00	321,455.56	0.00	0.00	0.00	0.00	0.00	0.00	0.00	0.00	0.00	0.00	0.00	321,455.56	0.00	0.00


Certified Correct:
ARDREN B. MASDO
OIC, Budget Division
Date: 2023-04-26 09:19:04


Certified Correct:
MARIA TJEZ T. TANUZA
OIC, Accounting Division
Date: 2023-04-26 09:19:04


Recommending Approval:
HERMINIGILDO D. MENDOZA
Director II, FMS
Date: 2023-04-26 09:23:00


Approved By:
ARNALDO A. IGNACIO
Administrator
Date: 2023-04-26 09:26:33