


**QUARTERLY PHYSICAL REPORT OF OPERATION**  
As of December 31, 2022

Department : Department of Labor and Employment (DOLE)  
 Agency : Overseas Workers Welfare Administration  
 Operating Unit : Central Office  
 Organization Code (UACS) : 16 010 0100000

Particulars	UACS CODE	Physical Target (Budget Year)					Physical Accomplishment (Budget Year)					Variance as of 12/31/2022	Remarks
		1st Quarter	2nd Quarter	3rd Quarter	4th Quarter	Total	1st Quarter	2nd Quarter	3rd Quarter	4th Quarter	Total		
1	2	3	4	5	6	7	8	9	10	11	12	13	14
SOCIAL PROTECTION AND WELFARE FOR OFWs PROGRAM	3101000000000000												
OO : Social Protection for OFWs Enhanced													
Outcome Indicators													
1. Percentage of scholars employed within six (6) months after graduation		12%	13%	12%	13%	50%	12%	13%	12%	13%	50%	-	
2. Percentage of trainees deployed two (2) weeks after the training		12%	13%	12%	13%	50%	19%	18%	20%	17%	74%	24%	
3. Number of business enterprise established		9,666	9,667	9,667	9,667	38,667	3,206	6,398	8,708	16,066	34,378	4,289	88.90% achieved for the year 2022. The invasion of Russia earlier in the start of the year affected the world economy. Supply chains were disrupted and many vital need supplies were on shortage aside from rising fuel and gasoline price surge. Many economies adopted protectionist and adjusted measures to stay afloat. In 2022 only 89% of returned OFWs decided to enter into business/livelihood established a business due to uncertain world economic conditions.
4. Percentage of workers who rated the repatriation service as satisfactory or better		12%	13%	12%	13%	50%	12%	13%	12%	13%	50%	-	
5. Percentage of beneficiaries who rated insurance benefit program as satisfactory or better		17%	18%	17%	18%	70%	17%	18%	17%	18%	70%	-	
Output Indicators													
1. Number of graduates		5,000	5,000	5,000	5,000	20,000	2,754	9,868	17,070	17,104	46,796	26,796	
2. Percentage of trainees who rated the pre-departure seminar as satisfactory or better		12%	13%	12%	13%	50%	12%	13%	12%	13%	50%	-	

3. Number of livelihood grantees		9,666	9,667	9,667	9,667	38,667	3,206	6,398	8,708	16,066	34,378	4,289	88.90% achieved for the year 2022. The invasion of Russia earlier in the start of the year affected the world economy. Supply chains were disrupted and many vital need supplies were on shortage aside from rising fuel and gasoline price surge. Many economies adopted protectionist and adjusted measures to stay afloat. In 2022 only 89% of returned OFWs decided to enter into business/livelihood established a business due to uncertain world economic conditions.
4. Percentage of workers repatriated within the prescribed time frame		25%	25%	25%	25%	100%	25%	25%	25%	25%	100%	-	
5. Percentage of claims released within the prescribed time frame		25%	25%	25%	25%	100%	25%	25%	25%	25%	100%	-	


Prepared By:

  
JOYCE J. DALISAY

Planning Officer

Date:


In coordination with:

  
JOCELYN O. HAPAL

Director, Policy and Program Development Office

Date:

Approved By:

  
ARNALDO A. IGNACIO

Administrator

Date: