

MONTHLY REPORT OF DISBURSEMENTS
For the month of August 2022


Department: Department of Labor and Employment (DOLE)
 Agency/Entity: Overseas Workers Welfare Administration
 Operating Unit: Central Office
 Organization Code (UACS): 16 610 0100000
 Fund Cluster: 01 Regular Agency Fund


Particulars	Current Year Budget					Prior Year's Accounts Payable					Current Year's Accounts Payable					TOTAL	SUB-TOTAL	Trust Liabilities				Grand Total					Remarks
	PS	MOOE	FinEx	CO	TOTAL	PS	MOOE	FinEx	CO	Sub-Total	PS	MOOE	FinEx	CO	Sub-Total			PS	MOOE	CO	TOTAL	PS	MOOE	FinEx	CO	TOTAL	
1	2	3	4	5	6=(2+3+4+5)	7	8	9	10	11=(7+8+9+10)	12	13	14	15	16=(12+13+14+15)	17=(11+16)	18=(6+17)	19	20	21	22=(19+20+21)	23	24	25	26	27=(23+24+25+26)	28
CASH DISBURSEMENTS	22,309,606.56	123,834,168.14	36,211.12	565,436.12	146,745,421.96	0.00	480,174.17	0.00	0.00	480,174.17	0.00	0.00	0.00	0.00	480,174.17	147,225,596.13	0.00	0.00	0.00	0.00	22,309,606.56	124,314,342.31	36,211.12	565,436.12	147,225,596.13		
Notice of Cash Allocation (NCA)	22,309,606.56	123,834,168.14	36,211.12	565,436.12	146,745,421.96	0.00	480,174.17	0.00	0.00	480,174.17	0.00	0.00	0.00	0.00	480,174.17	147,225,596.13	0.00	0.00	0.00	0.00	22,309,606.56	124,314,342.31	36,211.12	565,436.12	147,225,596.13		
MDS Checks Issued	22,309,606.56	123,834,168.14	36,211.12	565,436.12	146,745,421.96	0.00	480,174.17	0.00	0.00	480,174.17	0.00	0.00	0.00	0.00	480,174.17	147,225,596.13	0.00	0.00	0.00	0.00	22,309,606.56	124,314,342.31	36,211.12	565,436.12	147,225,596.13		
Advice to Debit Account	0.00	0.00	0.00	0.00	0.00	0.00	0.00	0.00	0.00	0.00	0.00	0.00	0.00	0.00	0.00	0.00	0.00	0.00	0.00	0.00	0.00	0.00	0.00	0.00	0.00	0.00	
Notice of Transfer Allocations (NTA)	0.00	0.00	0.00	0.00	0.00	0.00	0.00	0.00	0.00	0.00	0.00	0.00	0.00	0.00	0.00	0.00	0.00	0.00	0.00	0.00	0.00	0.00	0.00	0.00	0.00	0.00	
MDS Checks Issued	0.00	0.00	0.00	0.00	0.00	0.00	0.00	0.00	0.00	0.00	0.00	0.00	0.00	0.00	0.00	0.00	0.00	0.00	0.00	0.00	0.00	0.00	0.00	0.00	0.00	0.00	
Advice to Debit Account	0.00	0.00	0.00	0.00	0.00	0.00	0.00	0.00	0.00	0.00	0.00	0.00	0.00	0.00	0.00	0.00	0.00	0.00	0.00	0.00	0.00	0.00	0.00	0.00	0.00	0.00	
Working Fund for FAAPs	0.00	0.00	0.00	0.00	0.00	0.00	0.00	0.00	0.00	0.00	0.00	0.00	0.00	0.00	0.00	0.00	0.00	0.00	0.00	0.00	0.00	0.00	0.00	0.00	0.00	0.00	
Cash Disbursement Coding (CDC)	0.00	0.00	0.00	0.00	0.00	0.00	0.00	0.00	0.00	0.00	0.00	0.00	0.00	0.00	0.00	0.00	0.00	0.00	0.00	0.00	0.00	0.00	0.00	0.00	0.00	0.00	
TOTAL CASH DISBURSEMENTS	22,309,606.56	123,834,168.14	36,211.12	565,436.12	146,745,421.96	0.00	480,174.17	0.00	0.00	480,174.17	0.00	0.00	0.00	0.00	480,174.17	147,225,596.13	0.00	0.00	0.00	0.00	22,309,606.56	124,314,342.31	36,211.12	565,436.12	147,225,596.13		
NON-CASH DISBURSEMENTS	3,188,777.25	5,273,518.04	0.00	0.00	8,462,295.29	0.00	900.00	0.00	0.00	900.00	0.00	0.00	0.00	0.00	900.00	8,463,195.29	0.00	0.00	0.00	0.00	3,188,777.25	5,274,418.04	0.00	0.00	8,463,195.29		
Tax Remittance Advances Issued (TRA)	3,188,777.25	5,273,518.04	0.00	0.00	8,462,295.29	0.00	900.00	0.00	0.00	900.00	0.00	0.00	0.00	0.00	900.00	8,463,195.29	0.00	0.00	0.00	0.00	3,188,777.25	5,274,418.04	0.00	0.00	8,463,195.29		
Non-Cash Availment Authority (NCAA)	0.00	0.00	0.00	0.00	0.00	0.00	0.00	0.00	0.00	0.00	0.00	0.00	0.00	0.00	0.00	0.00	0.00	0.00	0.00	0.00	0.00	0.00	0.00	0.00	0.00		
Disbursements effected through outright deductions from claims (please specify...)	0.00	0.00	0.00	0.00	0.00	0.00	0.00	0.00	0.00	0.00	0.00	0.00	0.00	0.00	0.00	0.00	0.00	0.00	0.00	0.00	0.00	0.00	0.00	0.00	0.00		
Overpayment of expenses (e.g. personnel benefits)	0.00	0.00	0.00	0.00	0.00	0.00	0.00	0.00	0.00	0.00	0.00	0.00	0.00	0.00	0.00	0.00	0.00	0.00	0.00	0.00	0.00	0.00	0.00	0.00	0.00		
Restitution for loss of government property	0.00	0.00	0.00	0.00	0.00	0.00	0.00	0.00	0.00	0.00	0.00	0.00	0.00	0.00	0.00	0.00	0.00	0.00	0.00	0.00	0.00	0.00	0.00	0.00	0.00		
Liquidated damages and similar claims	0.00	0.00	0.00	0.00	0.00	0.00	0.00	0.00	0.00	0.00	0.00	0.00	0.00	0.00	0.00	0.00	0.00	0.00	0.00	0.00	0.00	0.00	0.00	0.00	0.00		
Others (e.g. TEF, BTr, Docs Stamp, etc.)	0.00	0.00	0.00	0.00	0.00	0.00	0.00	0.00	0.00	0.00	0.00	0.00	0.00	0.00	0.00	0.00	0.00	0.00	0.00	0.00	0.00	0.00	0.00	0.00	0.00		
TOTAL NON-CASH DISBURSEMENTS	3,188,777.25	5,273,518.04	0.00	0.00	8,462,295.29	0.00	900.00	0.00	0.00	900.00	0.00	0.00	0.00	0.00	900.00	8,463,195.29	0.00	0.00	0.00	0.00	3,188,777.25	5,274,418.04	0.00	0.00	8,463,195.29		
GRAND TOTAL	25,498,383.81	129,107,686.18	36,211.12	565,436.12	155,207,717.25	0.00	481,074.17	0.00	0.00	481,074.17	0.00	0.00	0.00	0.00	481,074.17	155,688,791.42	0.00	0.00	0.00	0.00	25,498,383.81	129,588,760.35	36,211.12	565,436.12	155,688,791.42		


SUMMARY

Particulars	Previous Report	This Month	As at Date
(1)	(2)	(3)	(4)
Total Disbursement Authorities Received	11,121,085,078.88	592,274,661.29	11,713,359,740.17
NCA	10,613,120,000.00	583,811,466.00	11,196,931,466.00
NTA	0.00	0.00	0.00
Working Fund	0.00	0.00	0.00
TRA	507,965,078.88	8,463,195.29	516,428,274.17
CDC	0.00	0.00	0.00
NCAA	0.00	0.00	0.00
Less: Notice of Transfer of Allocations (NTA) issued	0.00	0.00	0.00
Total Disbursement Authorities Available	11,121,085,078.88	592,274,661.29	11,713,359,740.17
Less:	0.00	0.00	0.00
Laoset NCA	205,565,266.72	0.00	205,565,266.72
Disbursements	10,719,864,961.87	155,688,791.42	10,875,553,753.29
Less: Other Non-Cash Disbursements	0.00	0.00	0.00
Disbursements effected through outright deductions from claims	0.00	0.00	0.00
Overpayment of expenses (e.g. personnel benefits)	0.00	0.00	0.00
Restitution for loss of government property	0.00	0.00	0.00
Liquidated damages and similar claims	0.00	0.00	0.00
Others (e.g. TEF, BTr, Docs Stamp, etc.)	0.00	0.00	0.00
Add/Less: Adjustments (e.g. cancelled/stated checks)	0.00	0.00	0.00
Balance of Disbursement Authorities as at date	135,654,850.29	436,585,869.87	572,240,720.16
Total Disbursements Program	11,121,085,078.88	592,274,661.29	11,713,359,740.17
Less: Actual Disbursements	10,985,430,228.59	155,688,791.42	11,141,119,020.01
Over/Under spending	135,654,850.29	436,585,869.87	572,240,720.16

Notes: * The use of NTA is discouraged
 Notes: ** Amounts should tally with the grand total disbursement (column 27).

Checked by:

 MARIA GIEHL T. LANUZA
 OIC, Accounting Division
 Date: 2022-10-24 19:03:25

Recommended by:

 HERMINGILDO MENDOZA
 Director II, FMS
 Date: 2022-10-24 19:04:15

Approved by:

 ARNALDO A. IGNACIO
 Administrator
 Date: 2022-10-24 19:05:08