

SUMMARY OF APPROPRIATIONS, ALLOTMENTS, OBLIGATIONS, DISBURSEMENTS AND BALANCES BY OBJECT OF EXPENDITURES
As at the Quarter-Ending September 30, 2022

Department: Department of Labor and Employment (DOLE)
 Agency/Entity: Overseas Workers Welfare Administration
 Operating Unit: Central Office
 Organization Code (UACS): 16 010 010000
 Fund Cluster: 01 Regular Agency Fund

	Current Year Appropriations
	Supplemental Appropriations
X	Continuing Appropriations


(e.g. UACS Fund Cluster: 01-Regular Agency Fund, 02-Foreign Assisted Projects Fund, 03-Special Account-Locally Funded/Domestic Grants Fund, and 04-Special Account-Foreign Assisted/Foreign Grants Fund)


Particulars	UACS CODE	Appropriations		Allotments						Obligations				Disbursements					Balances				
		Authorized Appropriations	Adjustments (Transfer To/From, Modifications/Augmentations)	Adjusted Appropriations	Allotments Received	Adjustments (Reductions, Modifications/Augmentations)	Transfer To	Transfer From	Adjusted Allotments	1st Quarter Ending March 31	2nd Quarter Ending June 30	3rd Quarter Ending Sept. 30	4th Quarter Ending Dec. 31	TOTAL	1st Quarter Ending March 31	2nd Quarter Ending June 30	3rd Quarter Ending Sept. 30	4th Quarter Ending Dec. 31	TOTAL	Unreleased Appropriations	Unobligated Allotments	Unpaid Obligations (15-20)+(23+24)	
																						23	24
1	2	3	4	5=(3+4)	6	7	8	9	10=[(8)-(47)-(9)]	11	12	13	14	15=(11+12+13+14)	16	17	18	19	20=(16+17+18+19)	21=(5-18)	22=(10-15)	23	24
SUMMARY		2,414,040.83	0.00	2,414,040.83	2,414,040.83	0.00	0.00	0.00	2,414,040.83	830,762.97	219,582.79	101,989.52	0.00	1,150,335.28	405,356.13	529,818.30	90,141.70	0.00	1,025,316.13	0.00	1,263,211.85	125,510.85	0.00
I. CONTINUING APPROPRIATIONS		2,414,040.83	0.00	2,414,040.83	2,414,040.83	0.00	0.00	0.00	2,414,040.83	830,762.97	219,582.79	101,989.52	0.00	1,150,335.28	405,356.13	529,818.30	90,141.70	0.00	1,025,316.13	0.00	1,263,211.85	125,510.85	0.00
I. Agency Specific Budget		2,414,040.83	0.00	2,414,040.83	2,414,040.83	0.00	0.00	0.00	2,414,040.83	830,762.97	219,582.79	101,989.52	0.00	1,150,335.28	405,356.13	529,818.30	90,141.70	0.00	1,025,316.13	0.00	1,263,211.85	125,510.85	0.00
Maintenance and Other Operating Expenses		2,414,040.83	0.00	2,414,040.83	2,414,040.83	0.00	0.00	0.00	2,414,040.83	830,762.97	219,582.79	101,989.52	0.00	1,150,335.28	405,356.13	529,818.30	90,141.70	0.00	1,025,316.13	0.00	1,263,211.85	125,510.85	0.00
Traveling Expenses	5020100000	0.00	220,916.11	220,916.11	0.00	0.00	0.00	0.00	220,916.11	21,886.05	175,832.74	19,497.33	0.00	217,216.11	21,886.05	175,832.74	9,731.00	0.00	216,954.79	0.00	2,500.00	10,851.32	0.00
Traveling Expenses - Local	5020101000	0.00	13,250.00	13,250.00	0.00	0.00	0.00	0.00	13,250.00	0.00	0.00	0.00	0.00	13,250.00	0.00	0.00	0.00	0.00	13,250.00	0.00	0.00	0.00	0.00
Traveling Expenses - Foreign	5020102000	0.00	204,566.11	204,566.11	0.00	0.00	0.00	0.00	204,566.11	3,448.00	175,832.74	19,497.33	0.00	209,866.11	5,448.05	175,832.74	8,733.00	0.00	182,114.79	0.00	3,500.00	10,851.32	0.00
Supplies and Materials Expenses	5020302000	450.00	0.00	450.00	0.00	0.00	0.00	0.00	450.00	0.00	0.00	0.00	0.00	450.00	0.00	0.00	0.00	0.00	450.00	0.00	450.00	0.00	0.00
Semi-Expendable Machinery and Equipment Expenses	5020321000	450.00	0.00	450.00	0.00	0.00	0.00	0.00	450.00	0.00	0.00	0.00	0.00	450.00	0.00	0.00	0.00	0.00	450.00	0.00	450.00	0.00	0.00
Office Equipment	5020321002	450.00	0.00	450.00	0.00	0.00	0.00	0.00	450.00	0.00	0.00	0.00	0.00	450.00	0.00	0.00	0.00	0.00	450.00	0.00	450.00	0.00	0.00
Semi-Expendable Furniture, Fixtures and Books Expenses	5020322000	160.00	0.00	160.00	0.00	0.00	0.00	0.00	160.00	0.00	0.00	0.00	0.00	160.00	0.00	0.00	0.00	0.00	160.00	0.00	160.00	0.00	0.00
Semi-Expendable Furniture, Fixtures and Books	5020322000	160.00	0.00	160.00	0.00	0.00	0.00	0.00	160.00	0.00	0.00	0.00	0.00	160.00	0.00	0.00	0.00	0.00	160.00	0.00	160.00	0.00	0.00
Other Supplies and Materials Expenses	5020388000	0.91	0.00	0.91	0.00	0.00	0.00	0.00	0.91	0.00	0.00	0.00	0.00	0.91	0.00	0.00	0.00	0.00	0.91	0.00	0.91	0.00	0.00
Utility Expenses	5020400000	0.00	458.81	458.81	0.00	0.00	0.00	0.00	458.81	458.81	0.00	0.00	0.00	458.81	458.81	0.00	0.00	0.00	458.81	0.00	458.81	0.00	0.00
Rent/Hire Expenses	5020402000	0.00	458.81	458.81	0.00	0.00	0.00	0.00	458.81	458.81	0.00	0.00	0.00	458.81	458.81	0.00	0.00	0.00	458.81	0.00	458.81	0.00	0.00
Communication Expenses	5020500000	143,792.05	89,872.28	249,764.13	144,732.25	89,872.28	0.00	0.00	249,764.13	249,764.13	0.00	0.00	0.00	249,764.13	0.00	135,104.90	0.00	0.00	135,104.90	0.00	114,659.33	0.00	0.00
Telephone Expenses	5020502000	952.09	248,912.04	249,764.13	952.09	248,912.04	0.00	0.00	249,764.13	249,764.13	0.00	0.00	0.00	249,764.13	0.00	135,104.90	0.00	0.00	135,104.90	0.00	114,559.33	0.00	0.00
Mobile	5020502001	622.89	(622.89)	0.00	622.89	(622.89)	0.00	0.00	0.00	0.00	0.00	0.00	0.00	0.00	0.00	0.00	0.00	0.00	0.00	0.00	0.00	0.00	0.00
Landline	5020502002	329.45	249,434.93	249,764.13	329.45	249,434.93	0.00	0.00	249,764.13	249,764.13	0.00	0.00	0.00	249,764.13	0.00	135,104.90	0.00	0.00	135,104.90	0.00	114,559.33	0.00	0.00
Internet Subscription Expenses	5020503000	46,859.93	(46,859.93)	0.00	46,859.93	(46,859.93)	0.00	0.00	0.00	0.00	0.00	0.00	0.00	0.00	0.00	0.00	0.00	0.00	0.00	0.00	0.00	0.00	0.00
Cable, Satellite, Telephony and Radio Expenses	5020504000	150,000.00	(100,000.00)	0.00	100,000.00	(100,000.00)	0.00	0.00	0.00	0.00	0.00	0.00	0.00	0.00	0.00	0.00	0.00	0.00	0.00	0.00	0.00	0.00	0.00
Professional Services	5021100000	233,022.99	(101,993.52)	133,029.37	233,022.99	(101,993.52)	0.00	0.00	133,029.37	3,200.00	0.00	0.00	0.00	3,200.00	0.00	0.00	0.00	0.00	3,200.00	0.00	3,200.00	0.00	0.00
Auditing Services	5021102000	233,000.00	(104,289.51)	128,710.49	233,000.00	(104,289.51)	0.00	0.00	128,710.49	0.00	0.00	0.00	0.00	0.00	0.00	0.00	0.00	0.00	0.00	0.00	0.00	0.00	0.00
Consultancy Services	5021103000	2,022.99	0.00	2,022.99	2,022.99	0.00	0.00	0.00	2,022.99	0.00	0.00	0.00	0.00	2,022.99	0.00	0.00	0.00	0.00	2,022.99	0.00	2,022.99	0.00	0.00
Consultancy Services	5021103002	2,022.99	0.00	2,022.99	2,022.99	0.00	0.00	0.00	2,022.99	0.00	0.00	0.00	0.00	2,022.99	0.00	0.00	0.00	0.00	2,022.99	0.00	2,022.99	0.00	0.00
Other Professional Services	5021180000	0.00	3,200.00	3,200.00	0.00	3,200.00	0.00	0.00	3,200.00	0.00	0.00	0.00	0.00	3,200.00	0.00	0.00	0.00	0.00	3,200.00	0.00	3,200.00	0.00	0.00
General Services	5021200000	1,431,503.18	(87,768.72)	1,373,734.46	1,431,503.18	(87,768.72)	0.00	0.00	1,373,734.46	432,734.63	43,750.00	8,732.16	0.00	993,216.16	277,793.32	218,780.71	6,732.16	0.00	903,216.19	0.00	870,519.27	0.00	0.00


Department: Department of Labor and Employment (DOLE)
 Agency/Entity: Overseas Workers Welfare Administration
 Operating Unit: Central Office
 Organization Code (UACS): 16 010 010000
 Fund Cluster: 01 Regular Agency Fund
 (e.g. UACS Fund Cluster: 01-Regular Agency Fund, 02-Foreign Assisted Projects Fund, 03-Special Account-Local Funded/Domestic Grants Fund, and 04-Special Account-Foreign Assisted/Foreign Grants Fund)


	Current Year Appropriations
	Supplemental Appropriations
X	Continuing Appropriations

Particulars	UACS CODE	Appropriations			Allotments			Objetions					Disbursements					Balances						
		Authorized Appropriations	Adjustments (Transfer To/From, Modifications/ Augmentations)	Adjusted Appropriations	Allotments Received	Adjustments (Reductions, Modifications/ Augmentations)	Transfer To	Transfer From	Adjusted Allotments	1st Quarter Ending March 31	2nd Quarter Ending June 30	3rd Quarter Ending Sept. 30	4th Quarter Ending Dec. 31	TOTAL	1st Quarter Ending March 31	2nd Quarter Ending June 30	3rd Quarter Ending Sept. 30	4th Quarter Ending Dec. 31	TOTAL	Unreleased Appropriations	Unobligated Allotments	Unpaid Obligations (15-20)(23+24)		
																						Due and Demandable	Not Yet Due and Demandable	
1	2	3	4	5(3+4)	6	7	8	9	10=(6+7)-8+9	11	12	13	14	15=(11+12+13+14)	16	17	18	19	20=(16+17+18+19)	21=(5-18)	22=(10-18)	23	24	
Judicial Services	5021202000	0.00	174,946.14	174,946.14	0.00	174,946.14	0.00	0.00	174,946.14	168,215.36	0.00	8,730.78	0.00	174,946.14	48,703.32	119,312.83	8,732.16	0.00	174,946.14	0.00	0.00	0.00	0.00	0.00
Security Services	5021203000	0.00	55,518.05	55,518.05	0.00	55,518.05	0.00	0.00	55,518.05	55,518.05	0.00	0.00	0.00	55,518.05	0.00	55,518.05	0.00	0.00	55,518.05	0.00	0.00	0.00	0.00	0.00
Other General Services	5021260000	1,431,503.15	(318,234.91)	1,113,268.24	1,431,503.15	(318,234.91)	0.00	0.00	1,113,268.24	238,000.00	43,750.00	0.00	0.00	272,750.00	229,000.00	43,750.00	0.00	0.00	272,750.00	0.00	0.00	870,518.27	0.00	0.00
Other General Services	5021290000	1,461,503.16	(318,234.91)	1,143,268.27	1,461,503.16	(318,234.91)	0.00	0.00	1,143,268.27	239,000.00	43,750.00	0.00	0.00	272,750.00	229,000.00	43,750.00	0.00	0.00	272,750.00	0.00	0.00	870,518.27	0.00	0.00
Repairs and Maintenance	5021300000	0.00	51,000.00	51,000.00	0.00	51,000.00	0.00	0.00	51,000.00	51,000.00	0.00	0.00	0.00	51,000.00	51,000.00	0.00	0.00	0.00	51,000.00	0.00	0.00	0.00	0.00	0.00
Repairs and Maintenance - Buildings and Other Structures	5021304000	0.00	51,000.00	51,000.00	0.00	51,000.00	0.00	0.00	51,000.00	51,000.00	0.00	0.00	0.00	51,000.00	51,000.00	0.00	0.00	0.00	51,000.00	0.00	0.00	0.00	0.00	0.00
Buildings	5021304001	0.00	51,000.00	51,000.00	0.00	51,000.00	0.00	0.00	51,000.00	51,000.00	0.00	0.00	0.00	51,000.00	51,000.00	0.00	0.00	0.00	51,000.00	0.00	0.00	0.00	0.00	0.00
Other Maintenance and Operating Expenses	5029900000	537,091.50	(183,363.20)	353,728.30	537,091.50	(183,363.20)	0.00	0.00	353,728.30	31,200.00	0.00	0.00	0.00	125,873.54	51,200.00	0.00	0.00	74,673.54	125,873.54	0.00	0.00	237,832.71	0.00	0.00
Printing and Publication Expenses	5029902000	411,436.12	(274,116.94)	137,319.18	411,436.12	(274,116.94)	0.00	0.00	137,319.18	0.00	0.00	0.00	0.00	0.00	0.00	0.00	0.00	0.00	0.00	0.00	0.00	127,319.18	0.00	0.00
Printing and Publication Expenses	5029905000	35,139.85	(35,139.86)	0.00	35,139.85	(35,139.86)	0.00	0.00	0.00	0.00	0.00	0.00	0.00	0.00	0.00	0.00	0.00	0.00	0.00	0.00	0.00	0.00	0.00	0.00
Rent - Equipment	5029905004	35,139.85	(35,139.86)	0.00	35,139.85	(35,139.86)	0.00	0.00	0.00	0.00	0.00	0.00	0.00	0.00	0.00	0.00	0.00	0.00	0.00	0.00	0.00	0.00	0.00	0.00
Subscription Expenses	5029907000	120,454.56	0.00	120,454.56	120,454.56	0.00	0.00	0.00	120,454.56	0.00	0.00	0.00	0.00	0.00	0.00	0.00	0.00	0.00	0.00	0.00	0.00	120,454.56	0.00	0.00
Other Subscription Expenses	5029907009	120,454.56	0.00	120,454.56	120,454.56	0.00	0.00	0.00	120,454.56	0.00	0.00	0.00	0.00	0.00	0.00	0.00	0.00	0.00	0.00	0.00	0.00	120,454.56	0.00	0.00
Other Maintenance and Operating Expenses	5029909000	59.02	125,873.54	125,932.56	59.02	125,873.54	0.00	0.00	125,932.56	51,200.00	0.00	0.00	0.00	125,873.54	51,200.00	0.00	0.00	74,673.54	125,873.54	0.00	0.00	59.02	0.00	0.00
Other Maintenance and Operating Expenses	5029909009	59.02	125,873.54	125,932.56	59.02	125,873.54	0.00	0.00	125,932.56	51,200.00	0.00	0.00	0.00	125,873.54	51,200.00	0.00	0.00	74,673.54	125,873.54	0.00	0.00	59.02	0.00	0.00
GRAND TOTAL		2,414,043.93	0.00	2,414,043.93	2,414,043.93	0.00	0.00	0.00	2,414,043.93	630,052.31	219,062.79	101,993.52	0.00	1,190,949.74	405,253.13	545,816.30	90,141.20	0.00	1,025,161.13	0.00	0.00	1,493,211.35	125,810.85	0.00

Certified Correct:

 ARDREN B. MASDO
 OIC, Budget Division
 Date: 2022-10-23 08:42:55

Certified Correct:

 MARIA GIEZI LANUZA
 OIC, Accounting Division
 Date: 2022-10-23 08:42:55

Recommended Approval:

 HERMINGRINO D. MENDOZA
 Director II, FMS
 Date: 2022-10-23 10:00:28

Approved By:

 ARNALDO C. IGNACIO
 Administrator
 Date: 2022-10-23 10:02:13