



STATEMENT OF APPROVED BUDGET, UTILIZATIONS, DISBURSEMENTS AND BALANCES
(For Off-Budgetary Funds)
As at the Quarter Ending June 30, 2022

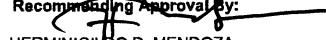
Department : Department of Labor and Employment (DOLE)
 Agency/Entity : Overseas Workers Welfare Administration
 Operating Unit : Central Office
 Organization Code (UACS) : 16 010 0100000
 Fund Cluster : 05 Internally Generated Funds

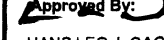
(e.g. UACS Fund Cluster: 05-Internally Generated Funds and 06-Business Related Funds)

Particulars	UACS CODE	Approved Budget			Utilizations					Disbursements					Balances		
		Approved Budgeted Revenue	Adjustments (Reductions, Modifications/)	Adjusted Budgeted Revenue	1st Quarter Ending March 31	2nd Quarter Ending June 30	3rd Quarter Ending Sept. 30	4th Quarter Ending Dec. 31	Total	1st Quarter Ending March 31	2nd Quarter Ending June 30	3rd Quarter Ending Sept. 30	4th Quarter Ending Dec. 31	TOTAL	Unutilized Budget	Unpaid Obligations	
																Due and Demandable	Not Yet Due and Demandable
1	2	3	4	5=[(3+(-)4)]	6	7	8	9	10=(6+7+8+9)	11	12	13	14	15=(11+12+13+14)	16=(5-10)	17	18
Operations	3000000000000000	2,780,170,480.00	311,480,000.00	3,091,650,480.00	499,165,708.31	446,602,719.84	0.00	0.00	945,768,428.15	492,415,820.47	424,099,866.10	0.00	0.00	916,515,686.57	2,145,882,051.85	29,252,741.58	0.00
OO : Social Protection for OFWs Enhanced	3100000000000000	2,780,170,480.00	311,480,000.00	3,091,650,480.00	499,165,708.31	446,602,719.84	0.00	0.00	945,768,428.15	492,415,820.47	424,099,866.10	0.00	0.00	916,515,686.57	2,145,882,051.85	29,252,741.58	0.00
SOCIAL PROTECTION AND WELFARE FOR OFWs PROGRAM	3101000000000000	2,780,170,480.00	311,480,000.00	3,091,650,480.00	499,165,708.31	446,602,719.84	0.00	0.00	945,768,428.15	492,415,820.47	424,099,866.10	0.00	0.00	916,515,686.57	2,145,882,051.85	29,252,741.58	0.00
Training and Scholarship Grant	310100100001000	821,515,719.00	0.00	821,515,719.00	107,992,852.24	124,489,513.74	0.00	0.00	232,482,365.98	106,864,102.24	122,058,806.84	0.00	0.00	228,922,709.08	589,033,353.02	3,558,656.90	0.00
MOOE		821,515,719.00	0.00	821,515,719.00	107,992,852.24	124,489,513.74	0.00	0.00	232,482,365.98	106,864,102.24	122,058,806.84	0.00	0.00	228,922,709.08	589,033,353.02	3,558,656.90	0.00
Welfare Services	310100100002000	1,881,533,361.00	311,480,000.00	2,193,013,361.00	376,488,293.42	316,760,823.89	0.00	0.00	693,249,117.11	370,871,230.78	297,709,601.40	0.00	0.00	668,580,832.18	1,499,764,243.89	28,227,941.83	0.00
MOOE		1,880,583,361.00	311,480,000.00	2,192,063,361.00	376,439,841.42	316,728,316.94	0.00	0.00	693,167,958.36	370,822,578.78	297,677,094.85	0.00	0.00	668,499,673.43	1,498,885,402.84	24,868,284.93	0.00
FinEx		950,000.00	0.00	950,000.00	48,652.00	32,506.75	0.00	0.00	81,158.75	48,652.00	32,506.75	0.00	0.00	81,158.75	888,841.25	0.00	0.00
Membership Promotion	310100100003000	77,121,400.00	0.00	77,121,400.00	14,684,562.65	5,352,382.41	0.00	0.00	20,036,945.06	14,680,487.45	4,331,657.86	0.00	0.00	19,012,145.31	57,084,454.94	29,252,741.58	0.00
MOOE		77,121,400.00	0.00	77,121,400.00	14,684,562.65	5,352,382.41	0.00	0.00	20,036,945.06	14,680,487.45	4,331,657.86	0.00	0.00	19,012,145.31	57,084,454.94	1,024,799.75	0.00
Sub-Total, Operations		2,780,170,480.00	311,480,000.00	3,091,650,480.00	499,165,708.31	446,602,719.84	0.00	0.00	945,768,428.15	492,415,820.47	424,099,866.10	0.00	0.00	916,515,686.57	2,145,882,051.85	29,252,741.58	0.00
PS		0.00	0.00	0.00	0.00	0.00	0.00	0.00	0.00	0.00	0.00	0.00	0.00	0.00	0.00	0.00	0.00
MOOE		2,779,220,480.00	311,480,000.00	3,090,700,480.00	499,117,056.31	446,570,213.09	0.00	0.00	945,887,289.40	492,387,168.47	424,067,359.35	0.00	0.00	916,434,527.82	2,145,013,210.80	29,252,741.58	0.00
FinEx (f Applicable)		950,000.00	0.00	950,000.00	48,652.00	32,506.75	0.00	0.00	81,158.75	48,652.00	32,506.75	0.00	0.00	81,158.75	888,841.25	0.00	0.00
CO		0.00	0.00	0.00	0.00	0.00	0.00	0.00	0.00	0.00	0.00	0.00	0.00	0.00	0.00	0.00	0.00
GRAND TOTAL		2,780,170,480.00	311,480,000.00	3,091,650,480.00	499,165,708.31	446,602,719.84	0.00	0.00	945,768,428.15	492,415,820.47	424,099,866.10	0.00	0.00	916,515,686.57	2,145,882,051.85	29,252,741.58	0.00
PS		0.00	0.00	0.00	0.00	0.00	0.00	0.00	0.00	0.00	0.00	0.00	0.00	0.00	0.00	0.00	0.00
MOOE		2,779,220,480.00	311,480,000.00	3,090,700,480.00	499,117,056.31	446,570,213.09	0.00	0.00	945,887,289.40	492,387,168.47	424,067,359.35	0.00	0.00	916,434,527.82	2,145,013,210.80	29,252,741.58	0.00
FinEx (f Applicable)		950,000.00	0.00	950,000.00	48,652.00	32,506.75	0.00	0.00	81,158.75	48,652.00	32,506.75	0.00	0.00	81,158.75	888,841.25	0.00	0.00
CO		0.00	0.00	0.00	0.00	0.00	0.00	0.00	0.00	0.00	0.00	0.00	0.00	0.00	0.00	0.00	0.00

Certified Correct:

 ARDRÉN B. MASDO
 OIC, Budget Division
 Date: 2022-07-22 09:02:22

Certified Correct:

 KAREN JOY B. PADDUYAO
 Chief, Accounting Division
 Date: 2022-07-22 09:02:22

Recommending Approval By:

 HERMINGILDO D. MENDOZA
 Director II, FMS
 Date: 2022-07-22 10:25:30

Approved By:

 HANS LEO J. CACDAC
 Administrator
 Date: 2022-07-22 11:15:52