

STATEMENT OF APPROPRIATIONS, ALLOTMENTS, OBLIGATIONS, DISBURSEMENTS AND BALANCES
As at the Quarter Ending June 30, 2022

Department : Department of Labor and Employment (DOLE)
 Agency/Entity : Overseas Workers Welfare Administration
 Operating Unit : Central Office
 Organization Code (UACB) : 16 010 010000
 Fund Cluster : 01 Regular Agency Fund
 (e.g. UACB Fund Cluster: 01-Regular Agency Fund, 02-Foreign Assisted Projects Fund, 03-Special Account-Locally Funded/Domestic Grants Fund, and 04-Special Account-Foreign Assisted/Foreign Grants Fund)

X	Current Year Appropriations
	Supplemental Appropriations
	Continuing Appropriations

Particulars	UACB CODE	Appropriations					Allotments			Current Year Obligations					Current Year Disbursements					Balances			
		Authorized Appropriations	Adjustments(Transfers To/From, Modifications & Augmentations)	Adjusted Appropriations	Allotments Received	Adjustments(Reductions, Modifications/Augmentations)	Transfer To	Transfer From	Adjusted Total Allotments	1st Quarter Ending March 31	2nd Quarter Ending June 30	3rd Quarter Ending Sept. 30	4th Quarter Ending Dec. 31	TOTAL	1st Quarter Ending March 31	2nd Quarter Ending June 30	3rd Quarter Ending Sept. 30	4th Quarter Ending Dec. 31	TOTAL	Unreleased Appro	Unobligated Allotments	Unpaid Obligations(15-20)+(23+24)	
		3	4	5=(3+4)	6	7	8	9	10=[(6+(-7)-8)+9]	11	12	13	14	15=(11+12+13+14)	16	17	18	19	20=(16+17+18+19)	21	22	23	24
I. Agency Specific Budget		13,014,373,000.00	0.00	13,014,373,000.00	13,014,373,000.00	0.00	0.00	0.00	13,014,373,000.00	8,550,906,851.81	3,783,831,581.10	0.00	0.00	10,334,738,432.91	5,114,007,405.82	5,064,517,005.88	0.00	0.00	10,398,925,317.90	0.00	2,809,834,787.00	138,012,915.01	0.00
General Administration and Support	10000000000000	724,515,000.00	0.00	724,515,000.00	724,515,000.00	0.00	0.00	0.00	724,515,000.00	222,205,276.98	180,261,884.35	0.00	0.00	402,467,261.31	147,585,345.30	240,384,727.21	0.00	0.00	387,923,073.51	0.00	322,047,738.00	14,544,187.80	0.00
General Management and Supervision	100000100001000	712,322,000.00	0.00	712,322,000.00	712,322,000.00	0.00	0.00	0.00	712,322,000.00	221,823,427.13	178,585,983.75	0.00	0.00	400,519,120.88	147,519,388.08	238,458,535.00	0.00	0.00	385,874,833.06	0.00	311,802,879.11	14,544,187.80	0.00
PS		71,486,000.00	0.00	71,486,000.00	71,486,000.00	0.00	0.00	0.00	71,486,000.00	17,238,878.18	22,082,775.43	0.00	0.00	39,331,454.58	17,193,484.77	22,185,909.83	0.00	0.00	39,331,454.58	0.00	32,148,848.41	0.00	0.00
MOOE		813,083,000.00	0.00	813,083,000.00	813,083,000.00	0.00	0.00	0.00	813,083,000.00	189,083,158.84	148,815,488.77	0.00	0.00	348,708,647.61	125,710,126.71	208,759,827.84	0.00	0.00	324,447,058.53	0.00	264,334,352.30	14,261,561.06	0.00
FinEx		1,724,000.00	0.00	1,724,000.00	1,724,000.00	0.00	0.00	0.00	1,724,000.00	989,838.30	542,887.29	0.00	0.00	1,512,835.56	590,814.81	787,874.24	0.00	0.00	1,388,488.83	0.00	211,164.41	124,346.74	0.00
CO		26,055,000.00	0.00	26,055,000.00	26,055,000.00	0.00	0.00	0.00	26,055,000.00	4,821,850.83	6,444,832.27	0.00	0.00	10,988,183.10	4,050,000.00	6,767,883.10	0.00	0.00	10,807,833.10	0.00	15,088,819.80	158,220.00	0.00
Administration of Personnel Benefits	100000100002000	12,183,000.00	0.00	12,183,000.00	12,183,000.00	0.00	0.00	0.00	12,183,000.00	381,849.88	1,586,280.57	0.00	0.00	1,948,140.42	71,848.21	1,878,162.21	0.00	0.00	1,948,140.42	0.00	10,244,859.58	0.00	0.00
PS		12,183,000.00	0.00	12,183,000.00	12,183,000.00	0.00	0.00	0.00	12,183,000.00	381,849.88	1,586,280.57	0.00	0.00	1,948,140.42	71,848.21	1,878,162.21	0.00	0.00	1,948,140.42	0.00	10,244,859.58	0.00	0.00
Sub-Total, General Administration and Support		724,515,000.00	0.00	724,515,000.00	724,515,000.00	0.00	0.00	0.00	724,515,000.00	222,205,276.98	180,261,884.33	0.00	0.00	402,467,261.31	147,585,345.30	240,384,727.21	0.00	0.00	387,923,073.51	0.00	322,047,738.00	14,544,187.80	0.00
PS		83,873,000.00	0.00	83,873,000.00	83,873,000.00	0.00	0.00	0.00	83,873,000.00	17,820,529.01	23,858,088.00	0.00	0.00	41,278,595.01	17,237,402.88	24,042,193.03	0.00	0.00	41,278,595.01	0.00	42,383,404.98	0.00	0.00
MOOE		813,083,000.00	0.00	813,083,000.00	813,083,000.00	0.00	0.00	0.00	813,083,000.00	189,083,158.84	148,815,488.77	0.00	0.00	348,708,647.61	125,710,126.71	208,759,827.84	0.00	0.00	324,447,058.53	0.00	264,334,352.30	14,261,561.06	0.00
FinEx (if Applicable)		1,724,000.00	0.00	1,724,000.00	1,724,000.00	0.00	0.00	0.00	1,724,000.00	989,838.30	542,887.29	0.00	0.00	1,512,835.56	590,814.81	787,874.24	0.00	0.00	1,388,488.83	0.00	211,164.41	124,346.74	0.00
CO		26,055,000.00	0.00	26,055,000.00	26,055,000.00	0.00	0.00	0.00	26,055,000.00	4,821,850.83	6,444,832.27	0.00	0.00	10,988,183.10	4,050,000.00	6,767,883.10	0.00	0.00	10,807,833.10	0.00	15,088,819.80	158,220.00	0.00
Operations	300000000000000	12,289,858,000.00	0.00	12,289,858,000.00	12,289,858,000.00	0.00	0.00	0.00	12,289,858,000.00	6,328,701,374.83	3,583,389,586.77	0.00	0.00	9,912,070,971.60	4,965,419,062.82	4,824,183,181.77	0.00	0.00	9,790,802,244.38	0.00	2,377,787,028.40	121,488,727.21	0.00
OO : Social Protection for OFWs Enhanced		12,289,858,000.00	0.00	12,289,858,000.00	12,289,858,000.00	0.00	0.00	0.00	12,289,858,000.00	6,328,701,374.83	3,583,389,586.77	0.00	0.00	9,912,070,971.60	4,965,419,062.82	4,824,183,181.77	0.00	0.00	9,790,802,244.38	0.00	2,377,787,028.40	121,488,727.21	0.00
SOCIAL PROTECTION AND WELFARE FOR OFWs PROGRAM		12,289,858,000.00	0.00	12,289,858,000.00	12,289,858,000.00	0.00	0.00	0.00	12,289,858,000.00	6,328,701,374.83	3,583,389,586.77	0.00	0.00	9,912,070,971.60	4,965,419,062.82	4,824,183,181.77	0.00	0.00	9,790,802,244.38	0.00	2,377,787,028.40	121,488,727.21	0.00
Training and Scholarship Grant	310100100001000	32,923,000.00	0.00	32,923,000.00	32,923,000.00	0.00	0.00	0.00	32,923,000.00	6,737,042.25	8,655,479.12	0.00	0.00	15,382,491.37	6,704,388.12	8,686,123.25	0.00	0.00	15,382,491.37	0.00	17,530,508.83	0.00	0.00
PS		32,923,000.00	0.00	32,923,000.00	32,923,000.00	0.00	0.00	0.00	32,923,000.00	6,737,042.25	8,655,479.12	0.00	0.00	15,382,491.37	6,704,388.12	8,686,123.25	0.00	0.00	15,382,491.37	0.00	17,530,508.83	0.00	0.00
Welfare Services	310100100002000	12,195,248,000.00	0.00	12,195,248,000.00	12,195,248,000.00	0.00	0.00	0.00	12,195,248,000.00	8,308,562,557.11	3,058,539,480.70	0.00	0.00	9,869,122,037.90	4,947,309,405.11	4,789,250,905.56	0.00	0.00	9,748,053,310.86	0.00	2,327,125,982.10	121,488,727.21	0.00
PS		583,148,000.00	0.00	583,148,000.00	583,148,000.00	0.00	0.00	0.00	583,148,000.00	207,471,181.24	178,212,804.69	0.00	0.00	385,683,985.93	185,004,481.04	238,843,764.57	0.00	0.00	374,848,195.51	0.00	197,464,034.07	10,835,780.32	0.00
MOOE		11,612,106,000.00	0.00	11,612,106,000.00	11,612,106,000.00	0.00	0.00	0.00	11,612,106,000.00	8,102,111,385.87	3,380,326,676.10	0.00	0.00	9,482,438,071.97	4,812,381,974.07	4,569,413,161.01	0.00	0.00	8,371,905,125.06	0.00	2,129,961,828.03	110,832,945.98	0.00
Membership Promotion	310100100003000	81,887,000.00	0.00	81,887,000.00	81,887,000.00	0.00	0.00	0.00	81,887,000.00	12,381,805.47	16,174,838.88	0.00	0.00	28,556,442.33	12,318,289.38	16,238,152.94	0.00	0.00	28,556,442.33	0.00	33,120,557.87	0.00	0.00
PS		81,887,000.00	0.00	81,887,000.00	81,887,000.00	0.00	0.00	0.00	81,887,000.00	12,381,805.47	16,174,838.88	0.00	0.00	28,556,442.33	12,318,289.38	16,238,152.94	0.00	0.00	28,556,442.33	0.00	33,120,557.87	0.00	0.00


Department : Department of Labor and Employment (OLE)
 Agency/Entity : Overseas Workers Welfare Administration
 Operating Unit : Central Office
 Organization Code (UACS) : 10 010 010000
 Fund Cluster : 01 Regular Agency Fund

(e.g. UACS Fund Cluster: 01-Regular Agency Fund, 02-Foreign Assisted Projects Fund, 03-Special Account-Locally Funded/Domestic Grants Fund, and 04-Special Account-Foreign Assisted/Foreign Grants Fund)


Particulars	UACS CODE	Authorized Appropriations	Appropriations				Allocations										Current Year Obligations				Current Year Disbursements				Balances			
			Department/Center (or Administrative Sub-agencies)	Adjusted Appropriations	Amounts Received	Department/Center (or Administrative Sub-agencies)	Transfer To	Transfer From	Adjusted Total Allocations	1st Quarter Ending March 31	2nd Quarter Ending June 30	3rd Quarter Ending Sept. 30	4th Quarter Ending Dec. 31	TOTAL	1st Quarter Ending March 31	2nd Quarter Ending June 30	3rd Quarter Ending Sept. 30	4th Quarter Ending Dec. 31	TOTAL	Unreleased Appro	Unobligated Amounts	Unpaid Obligations (5-20)(24-24)	Out of Character	Not Yet Due and Characterizable				
1	2	3	4	5	6	7	8	9	10	11	12	13	14	15	16	17	18	19	20	21	22	23	24					
Sub-Total Operations		12,289,828,000.00	0.00	12,289,828,000.00	12,289,828,000.00	0.00	0.00	0.00	0.00	6,339,701,974.88	3,583,393,936.77	0.00	0.00	3,912,079,971.86	4,886,419,062.83	4,884,181,817.77	0.00	0.00	3,790,927,244.39	0.00	3,277,028,461.00	12,468,272.11	0.00	0.00				
PS		977,726,000.00	0.00	977,726,000.00	977,726,000.00	0.00	0.00	0.00	0.00	226,588,979.96	203,620,000.97	0.00	0.00	429,832,889.86	154,027,088.52	284,770,038.76	0.00	0.00	416,971,181.31	0.00	2,861,747,007.37	10,855,780.52	0.00	0.00				
MOOE		11,812,100,000.00	0.00	11,812,100,000.00	11,812,100,000.00	0.00	0.00	0.00	0.00	6,112,111,393.97	3,380,326,978.10	0.00	0.00	9,482,437,071.87	4,812,381,974.31	4,599,411,518.01	0.00	0.00	8,371,956,123.08	0.00	2,179,280,193.83	110,832,249.69	0.00	0.00				
FRER (if applicable)		0.00	0.00	0.00	0.00	0.00	0.00	0.00	0.00	0.00	0.00	0.00	0.00	0.00	0.00	0.00	0.00	0.00	0.00	0.00	0.00	0.00	0.00	0.00				
CO		0.00	0.00	0.00	0.00	0.00	0.00	0.00	0.00	0.00	0.00	0.00	0.00	0.00	0.00	0.00	0.00	0.00	0.00	0.00	0.00	0.00	0.00	0.00				
Sub-Total Agency Specific Budget		13,014,373,000.00	0.00	13,014,373,000.00	13,014,373,000.00	0.00	0.00	0.00	0.00	6,850,906,891.91	3,793,501,861.10	0.00	0.00	10,314,538,222.87	11,447,007,426.32	5,964,577,806.99	0.00	0.00	10,178,924,517.96	0.00	2,869,834,197.96	18,677,215.91	0.00	0.00				
PS		781,431,000.00	0.00	781,431,000.00	781,431,000.00	0.00	0.00	0.00	0.00	244,210,807.97	226,771,868.67	0.00	0.00	470,912,498.64	171,286,481.52	288,612,227.79	0.00	0.00	460,078,716.12	0.00	2,801,616,935.38	10,855,780.52	0.00	0.00				
MOOE		12,231,191,000.00	0.00	12,231,191,000.00	12,231,191,000.00	0.00	0.00	0.00	0.00	6,301,204,684.71	3,559,326,978.10	0.00	0.00	9,841,145,573.23	4,784,120,122.79	4,784,160,078.62	0.00	0.00	9,708,851,918.83	0.00	2,384,018,299.42	15,489,437.85	0.00	0.00				
FRER (if applicable)		1,721,000.00	0.00	1,721,000.00	1,721,000.00	0.00	0.00	0.00	0.00	889,888.32	542,827.25	0.00	0.00	1,312,835.96	889,814.81	797,678.24	0.00	0.00	1,388,488.18	0.00	211,164.41	154,343.24	0.00	0.00				
CO		26,653,000.00	0.00	26,653,000.00	26,653,000.00	0.00	0.00	0.00	0.00	4,271,850.98	644,432.27	0.00	0.00	10,966,183.12	4,669,000.00	3,797,883.10	0.00	0.00	10,967,833.12	0.00	15,084,819.92	154,209.00	0.00	0.00				
II. Automatic Appropriations		30,606,000.00	0.00	30,606,000.00	30,606,000.00	0.00	0.00	0.00	0.00	7,824,343.96	7,793,501.85	0.00	0.00	15,468,143.46	5,067,828.44	10,401,207.02	0.00	0.00	15,468,143.46	0.00	15,116,644.51	0.00	0.00	0.00				
Department and Other Income Revenue		30,606,000.00	0.00	30,606,000.00	30,606,000.00	0.00	0.00	0.00	0.00	7,824,343.96	7,793,501.85	0.00	0.00	15,468,143.46	5,067,828.44	10,401,207.02	0.00	0.00	15,468,143.46	0.00	15,116,644.51	0.00	0.00	0.00				
PS		30,606,000.00	0.00	30,606,000.00	30,606,000.00	0.00	0.00	0.00	0.00	7,824,343.96	7,793,501.85	0.00	0.00	15,468,143.46	5,067,828.44	10,401,207.02	0.00	0.00	15,468,143.46	0.00	15,116,644.51	0.00	0.00	0.00				
Sub-Total II. Automatic Appropriation		30,606,000.00	0.00	30,606,000.00	30,606,000.00	0.00	0.00	0.00	0.00	7,824,343.96	7,793,501.85	0.00	0.00	15,468,143.46	5,067,828.44	10,401,207.02	0.00	0.00	15,468,143.46	0.00	15,116,644.51	0.00	0.00	0.00				
PS		30,606,000.00	0.00	30,606,000.00	30,606,000.00	0.00	0.00	0.00	0.00	7,824,343.96	7,793,501.85	0.00	0.00	15,468,143.46	5,067,828.44	10,401,207.02	0.00	0.00	15,468,143.46	0.00	15,116,644.51	0.00	0.00	0.00				
MOOE		0.00	0.00	0.00	0.00	0.00	0.00	0.00	0.00	0.00	0.00	0.00	0.00	0.00	0.00	0.00	0.00	0.00	0.00	0.00	0.00	0.00	0.00	0.00				
FRER		0.00	0.00	0.00	0.00	0.00	0.00	0.00	0.00	0.00	0.00	0.00	0.00	0.00	0.00	0.00	0.00	0.00	0.00	0.00	0.00	0.00	0.00	0.00				
CO		0.00	0.00	0.00	0.00	0.00	0.00	0.00	0.00	0.00	0.00	0.00	0.00	0.00	0.00	0.00	0.00	0.00	0.00	0.00	0.00	0.00	0.00	0.00				
III. Reversion of the Unobligated Amounts charged against F.A.		0.00	0.00	0.00	0.00	0.00	0.00	0.00	0.00	0.00	0.00	0.00	0.00	0.00	0.00	0.00	0.00	0.00	0.00	0.00	0.00	0.00	0.00	0.00				
Non-1143S and 1143A		13,044,979,000.00	0.00	13,044,979,000.00	13,044,979,000.00	0.00	0.00	0.00	0.00	6,839,302,883.77	3,771,428,828.25	0.00	0.00	10,380,027,378.42	11,149,838,174.36	5,974,971,115.03	0.00	0.00	10,194,044,833.39	0.00	2,714,861,451.92	18,677,215.91	0.00	0.00				
GRAND TOTAL		782,037,000.00	0.00	782,037,000.00	782,037,000.00	0.00	0.00	0.00	0.00	261,904,551.72	234,447,288.62	0.00	0.00	449,407,640.12	178,532,428.87	288,219,428.84	0.00	0.00	475,645,639.81	0.00	395,653,939.87	10,855,780.52	0.00	0.00				
MOOE		1,224,183,000.00	0.00	1,224,183,000.00	1,224,183,000.00	0.00	0.00	0.00	0.00	6,301,204,684.71	3,329,854,978.67	0.00	0.00	9,631,147,916.36	4,828,122,122.78	4,784,160,078.62	0.00	0.00	8,730,262,811.82	0.00	2,384,018,299.42	154,894,377.85	0.00	0.00				
FRER		1,724,000.00	0.00	1,724,000.00	1,724,000.00	0.00	0.00	0.00	0.00	889,888.32	542,827.25	0.00	0.00	1,312,835.96	889,814.81	797,678.24	0.00	0.00	1,388,488.18	0.00	211,164.41	154,343.24	0.00	0.00				
CO		26,653,000.00	0.00	26,653,000.00	26,653,000.00	0.00	0.00	0.00	0.00	4,271,850.98	644,432.27	0.00	0.00	10,966,183.12	4,669,000.00	3,797,883.10	0.00	0.00	10,967,833.12	0.00	15,084,819.92	154,209.00	0.00	0.00				
Reversion by CO		12,289,828,000.00	0.00	12,289,828,000.00	12,289,828,000.00	0.00	0.00	0.00	0.00	6,339,701,974.88	3,583,393,936.77	0.00	0.00	9,912,079,971.86	4,886,419,062.83	4,884,181,817.77	0.00	0.00	8,790,627,244.39	0.00	2,377,927,028.42	121,468,272.11	0.00	0.00				
SPECIAL PROJECT AND WELFARE FOR OWWA		12,388,880,000.00	0.00	12,388,880,000.00	12,388,880,000.00	0.00	0.00	0.00	0.00	6,390,701,974.88	3,583,393,936.77	0.00	0.00	9,912,079,971.86	4,886,419,062.83	4,884,181,817.77	0.00	0.00	8,790,627,244.39	0.00	2,377,927,028.42	121,468,272.11	0.00	0.00				
PROCHAM		0.00	0.00	0.00	0.00	0.00	0.00	0.00	0.00	0.00	0.00	0.00	0.00	0.00	0.00	0.00	0.00	0.00	0.00	0.00	0.00	0.00	0.00	0.00				

X Current Year Appropriations
 Supplemental Appropriations
 Continuing Appropriations


Certified Correct:


ARDREN B. MASDO
OIC, Budget Division
Date: 2022-07-22 09:28:43


Certified Correct:


KAREN JOY B. PADDUYAO
Chief, Accounting Division
Date: 2022-07-22 09:28:43

Recommending Approval:


HERMINIGILDO D. MENDOZA
Director II, FMS
Date: 2022-07-22 10:24:36

Approved By:


HANS LEO J. CACDAC
Administrator
Date: 2022-07-22 10:57:16