

SUMMARY OF APPROPRIATIONS, ALLOTMENTS, OBLIGATIONS, DISBURSEMENTS AND BALANCES BY OBJECT OF EXPENDITURES
As at the Quarter Ending December 31, 2021

Department: Department of Labor and Employment (DOLE)
 Agency/Entity: Overseas Workers Welfare Administration
 Operating Unit: Central Office
 Organization Code (UAACS): 16 010 010000
 Fund Cluster: 01 Regular Agency Fund

	Current Year Appropriations
	Supplemental Appropriations
X	Continuing Appropriations

(e.g. UAACS Fund Cluster: 01-Regular Agency Fund, 02-Foreign Assisted Projects Fund, 03-Special Account-Locally Funded/Domestic Grants Fund, and 04-Special Account-Foreign Assisted/Foreign Grants Fund)

Particulars	UAACS CODE	Appropriations			Allotments			Obligations							Disbursements					Balances				
		Authorized Appropriations	Adjustments (Transfer To/Fron, Modifications/ Augmentations)	Adjusted Appropriations	Allotments Received	Adjustments (Reductions, Modifications/ Augmentations)	Transfer To	Transfer From	Adjusted Allotments	1st Quarter Ending March 31	2nd Quarter Ending June 30	3rd Quarter Ending Sept. 30	4th Quarter Ending Dec. 31	TOTAL	1st Quarter Ending March 31	2nd Quarter Ending June 30	3rd Quarter Ending Sept. 30	4th Quarter Ending Dec. 31	TOTAL	Unreleased Appropriations	Unobligated Allotments	Unpaid Obligations (15-20)+(23+24)		
		3	4	5=(3+4)	6	7	8	9	10=[(6+7)-8]	11	12	13	14	15=(11+12+13+14)	16	17	18	19	20=(16+17+18+19)	21=(5-10)	22=(10-15)	23	24	
SUMMARY		5,093,524,454.33	(12,500.00)	5,093,511,954.33	5,093,524,454.33	(12,500.00)	0.00	0.00	5,093,511,954.33	6,009,213.00	2,447,851,715.11	2,558,575,004.91	306,006.61	5,013,342,541.65	6,489,793.68	1,654,018,110.80	3,325,644,899.54	85,100.00	4,969,237,904.02	0.00	80,189,412.85	27,104,837.86	0.00	
L CONTINUING APPROPRIATIONS		5,093,524,454.33	(12,500.00)	5,093,511,954.33	5,093,524,454.33	(12,500.00)	0.00	0.00	5,093,511,954.33	6,009,213.00	2,447,851,715.11	2,558,575,004.91	306,006.61	5,013,342,541.65	6,489,793.68	1,654,018,110.80	3,325,644,899.54	85,100.00	4,969,237,904.02	0.00	80,189,412.85	27,104,837.86	0.00	
L Agency Specific Budget		96,001,130.39	(12,500.00)	97,968,630.39	96,001,130.39	(12,500.00)	0.00	0.00	97,968,630.39	6,009,213.00	11,184,533.40	2,029,589.98	341,279.00	29,500.00	17,823,246.45	6,489,793.68	3,902,213.29	5,121,125.46	85,100.00	15,998,230.43	0.00	80,185,383.94	2,229,018.02	0.00
Personal Services		82,478,493.41	(12,500.00)	82,465,993.41	82,478,493.41	(12,500.00)	0.00	0.00	82,465,993.41	6,009,213.00	11,184,533.40	2,029,589.98	341,279.00	29,500.00	2,410,468.08	1,980,267.69	398,813.29	0.00	29,500.00	2,409,560.98	0.00	80,655,828.33	1,887.10	0.00
Salaries and Wages	5010100000	11,583,637.99	(1,332,980.00)	10,250,657.99	11,583,637.99	(1,332,980.00)	0.00	0.00	10,250,657.99	256,140.83	0.00	0.00	0.00	0.00	256,140.83	256,140.83	0.00	0.00	29,500.00	2,409,560.98	0.00	10,034,017.16	0.00	0.00
Salaries and Wages - Regular	5010101000	11,526,807.59	(1,332,980.00)	10,193,827.59	11,526,807.59	(1,332,980.00)	0.00	0.00	10,193,827.59	256,140.83	0.00	0.00	0.00	0.00	256,140.83	256,140.83	0.00	0.00	29,500.00	2,409,560.98	(29,500.00)	9,970,198.75	0.00	0.00
Basic Salary - Civilian	5010101001	11,529,807.59	(1,332,980.00)	10,196,827.59	11,529,807.59	(1,332,980.00)	0.00	0.00	10,226,327.59	256,140.83	0.00	0.00	0.00	0.00	256,140.83	256,140.83	0.00	0.00	29,500.00	2,409,560.98	(29,500.00)	9,970,198.75	0.00	0.00
Salaries and Wages - Casual/Contractual	5010102000	63,830.41	0.00	63,830.41	63,830.41	0.00	0.00	0.00	63,830.41	0.00	0.00	0.00	0.00	0.00	0.00	0.00	0.00	0.00	0.00	0.00	0.00	0.00	0.00	0.00
Other Compensation	5010200000	70,816,489.45	457,890.00	70,416,489.45	70,816,489.45	428,480.00	0.00	0.00	70,444,889.45	661,967.17	341,279.00	0.00	0.00	29,500.00	1,032,746.71	662,546.32	398,813.29	0.00	29,500.00	1,030,859.81	29,500.00	68,412,222.74	1,887.10	0.00
Personal Economic Relief Allowance (PERA)	5010201000	635,727.28	(13,125.00)	622,602.28	635,727.28	(13,125.00)	0.00	0.00	622,602.28	18,181.84	0.00	0.00	0.00	0.00	18,181.84	18,181.84	0.00	0.00	0.00	0.00	0.00	604,420.44	0.00	0.00
PERA - Civilian	5010201001	635,727.28	(13,125.00)	622,602.28	635,727.28	(13,125.00)	0.00	0.00	622,602.28	18,181.84	0.00	0.00	0.00	0.00	18,181.84	18,181.84	0.00	0.00	0.00	0.00	0.00	604,420.44	0.00	0.00
Representation Allowance (RA)	5010202000	53,875.00	0.00	53,875.00	53,875.00	0.00	0.00	0.00	53,875.00	13,125.00	0.00	0.00	0.00	0.00	13,125.00	13,125.00	0.00	0.00	0.00	0.00	0.00	40,750.00	0.00	0.00
Transportation Allowance (TA)	5010203000	0.00	13,125.00	13,125.00	0.00	0.00	0.00	0.00	13,125.00	0.00	0.00	0.00	0.00	0.00	0.00	0.00	0.00	0.00	0.00	0.00	0.00	0.00	0.00	0.00
Transportation Allowance (TA)	5010203001	0.00	13,125.00	13,125.00	0.00	0.00	0.00	0.00	13,125.00	0.00	0.00	0.00	0.00	0.00	0.00	0.00	0.00	0.00	0.00	0.00	0.00	0.00	0.00	0.00
Clothing/Uniform Allowance	5010204000	216,616.00	0.00	216,616.00	216,616.00	0.00	0.00	0.00	216,616.00	0.00	0.00	0.00	0.00	0.00	0.00	0.00	0.00	0.00	0.00	0.00	0.00	0.00	0.00	0.00
Clothing/Uniform Allowance - Civilian	5010204001	216,616.00	0.00	216,616.00	216,616.00	0.00	0.00	0.00	216,616.00	0.00	0.00	0.00	0.00	0.00	0.00	0.00	0.00	0.00	0.00	0.00	0.00	0.00	0.00	0.00
Overseas Allowance (OA)	5010209000	68,511,243.87	(62,500.00)	68,448,743.87	68,511,243.87	(62,500.00)	0.00	0.00	68,448,743.87	107,088.69	276,031.79	0.00	0.00	0.00	383,120.48	49,554.40	333,566.08	0.00	0.00	383,120.48	0.00	68,065,623.39	0.00	0.00
Overseas Allowance - Civilian	5010209001	68,511,243.87	(62,500.00)	68,448,743.87	68,511,243.87	(62,500.00)	0.00	0.00	68,448,743.87	107,088.69	276,031.79	0.00	0.00	0.00	383,120.48	49,554.40	333,566.08	0.00	0.00	383,120.48	0.00	68,065,623.39	0.00	0.00
Hazard Pay (HP)	5010211000	9,520.00	70,480.00	80,000.00	9,520.00	40,980.00	0.00	0.00	50,500.00	47,500.00	3,000.00	0.00	0.00	29,500.00	80,000.00	47,500.00	3,000.00	0.00	29,500.00	80,000.00	25,500.00	29,500.00	0.00	0.00
Hazard Duty Pay - Civilian	5010211002	9,520.00	70,480.00	80,000.00	9,520.00	40,980.00	0.00	0.00	50,500.00	47,500.00	3,000.00	0.00	0.00	29,500.00	80,000.00	47,500.00	3,000.00	0.00	29,500.00	80,000.00	25,500.00	29,500.00	0.00	0.00
Overtime and Night Pay	5010213000	9,272.75	461,500.00	470,772.75	9,272.75	461,500.00	0.00	0.00	470,772.75	775,447.18	61,247.21	0.00	0.00	436,684.39	373,560.08	61,247.21	0.00	0.00	436,684.39	373,560.08	0.00	34,078.36	1,887.10	0.00
Overtime Pay	5010213001	9,272.75	461,500.00	470,772.75	9,272.75	461,500.00	0.00	0.00	470,772.75	775,447.18	61,247.21	0.00	0.00	436,684.39	373,560.08	61,247.21	0.00	0.00	436,684.39	373,560.08	0.00	34,078.36	1,887.10	0.00
Year End Bonus	5010214000	373,484.55	0.00	373,484.55	373,484.55	0.00	0.00	0.00	373,484.55	0.00	0.00	0.00	0.00	0.00	0.00	0.00	0.00	0.00	0.00	0.00	0.00	373,484.55	0.00	0.00
Bonus - Civilian	5010214001	373,484.55	0.00	373,484.55	373,484.55	0.00	0.00	0.00	373,484.55	0.00	0.00	0.00	0.00	0.00	0.00	0.00	0.00	0.00	0.00	0.00	0.00	373,484.55	0.00	0.00
Cash Gift	5010215000	106,750.00	0.00	106,750.00	106,750.00	0.00	0.00	0.00	106,750.00	0.00	0.00	0.00	0.00	0.00	0.00	0.00	0.00	0.00	0.00	0.00	0.00	106,750.00	0.00	0.00
Cash Gift - Civilian	5010215001	106,750.00	0.00	106,750.00	106,750.00	0.00	0.00	0.00	106,750.00	0.00	0.00	0.00	0.00	0.00	0.00	0.00	0.00	0.00	0.00	0.00	0.00	106,750.00	0.00	0.00
Other Bonuses and Allowances	5010299000	100,000.00	(11,500.00)	88,500.00	100,000.00	(11,500.00)	0.00	0.00	88,500.00	87,500.00	1,000.00	0.00	0.00	89,500.00	0.00	0.00	0.00	0.00	89,500.00	0.00	0.00	0.00	0.00	0.00

This report was generated using the Unified Reporting System on null version, FAR1A.1.1 : Status : SUBMITTED

Department: Department of Labor and Employment (DOLE)
 Agency/Entity: Overseas Workers Welfare Administration
 Operating Unit: Central Office
 Organization Code (UAACS): 16 010 0100000
 Fund Cluster: 01 Regular Agency Fund
 (e.g. UAACS Fund Cluster: 01-Regular Agency Fund, 02-Foreign Assisted Projects Fund, 03-Special Account-Locally Funded/Domestic Grants Fund, and 04-Special Account-Foreign Assisted/Foreign Grants Fund)

	Current Year Appropriations
	Supplemental Appropriations
X	Continuing Appropriations


Particulars	UAACS CODE	Appropriations			Allotments			Obligations					Disbursements					Balances					
		Authorized Appropriations	Adjustments (Transfer To/From, Modifications/ Augmentations)	Adjusted Appropriations	Allotments Received	Adjustments (Reductions, Modifications/ Augmentations)	Transfer To	Transfer From	Adjusted Allotments	1st Quarter Ending March 31	2nd Quarter Ending June 30	3rd Quarter Ending Sept. 30	4th Quarter Ending Dec. 31	TOTAL	1st Quarter Ending March 31	2nd Quarter Ending June 30	3rd Quarter Ending Sept. 30	4th Quarter Ending Dec. 31	TOTAL	Unreleased Appropriations	Unobligated Allotments	Unpaid Obligations (15-20)+(23+24)	
																						Due and Demandable	Not Yet Due and Demandable
1	2	3	4	5=(3+4)	6	7	8	9	10=[(6+7)-8+9]	11	12	13	14	15=(11+12+13+14)	16	17	18	19	20=(16+17+18+19)	21=(5-10)	22=(10-15)	23	24
Collective Negotiation Agreement Incentive - Civilian	5010299011	100,000.00	(12,500.00)	87,500.00	100,000.00	(12,500.00)	0.00	0.00	87,500.00	87,500.00	0.00	0.00	0.00	87,500.00	87,500.00	0.00	0.00	0.00	87,500.00	0.00	0.00	0.00	0.00
Productivity Enhancement Incentive - Civilian	5010299012	0.00	1,000.00	1,000.00	0.00	1,000.00	0.00	0.00	1,000.00	0.00	1,000.00	0.00	0.00	1,000.00	1,000.00	0.00	0.00	0.00	1,000.00	0.00	0.00	0.00	0.00
Performance Based Bonus - Civilian	5010299014	0.00	0.00	0.00	0.00	0.00	0.00	0.00	0.00	0.00	0.00	0.00	0.00	0.00	0.00	0.00	0.00	0.00	0.00	0.00	0.00	0.00	0.00
Personal Benefit Contributions	5010300000	183,625.48	0.00	183,625.48	183,625.48	0.00	0.00	0.00	183,625.48	0.00	0.00	0.00	0.00	183,625.48	0.00	0.00	0.00	0.00	183,625.48	0.00	0.00	183,625.48	0.00
Retirement and Life Insurance Premiums	5010301000	174,897.40	0.00	174,897.40	174,897.40	0.00	0.00	0.00	174,897.40	0.00	0.00	0.00	0.00	174,897.40	0.00	0.00	0.00	0.00	174,897.40	0.00	0.00	174,897.40	0.00
Page@RG Contributions	5010302000	900.00	0.00	900.00	900.00	0.00	0.00	0.00	900.00	0.00	0.00	0.00	0.00	900.00	0.00	0.00	0.00	0.00	900.00	0.00	0.00	900.00	0.00
Page@RG - Civilian	5010302001	900.00	0.00	900.00	900.00	0.00	0.00	0.00	900.00	0.00	0.00	0.00	0.00	900.00	0.00	0.00	0.00	0.00	900.00	0.00	0.00	900.00	0.00
PhilHealth Contributions	5010303000	7,828.08	0.00	7,828.08	7,828.08	0.00	0.00	0.00	7,828.08	0.00	0.00	0.00	0.00	7,828.08	0.00	0.00	0.00	0.00	7,828.08	0.00	0.00	7,828.08	0.00
PhilHealth - Civilian	5010303001	7,828.08	0.00	7,828.08	7,828.08	0.00	0.00	0.00	7,828.08	0.00	0.00	0.00	0.00	7,828.08	0.00	0.00	0.00	0.00	7,828.08	0.00	0.00	7,828.08	0.00
Other Personal Benefits	5010400000	684,740.49	862,500.00	1,547,240.49	884,740.49	862,500.00	0.00	0.00	1,547,240.49	1,121,580.54	0.00	0.00	0.00	1,121,580.54	1,121,580.54	0.00	0.00	0.00	1,121,580.54	0.00	0.00	425,659.95	0.00
Terminal Leave Benefits	5010403000	237,375.47	0.00	237,375.47	237,375.47	0.00	0.00	0.00	237,375.47	0.00	0.00	0.00	0.00	237,375.47	0.00	0.00	0.00	0.00	237,375.47	0.00	0.00	237,375.47	0.00
Terminal Leave Benefits - Civilian	5010403001	237,375.47	0.00	237,375.47	237,375.47	0.00	0.00	0.00	237,375.47	0.00	0.00	0.00	0.00	237,375.47	0.00	0.00	0.00	0.00	237,375.47	0.00	0.00	237,375.47	0.00
Other Personal Benefits	5010499000	447,365.02	862,500.00	1,309,865.02	447,365.02	862,500.00	0.00	0.00	1,309,865.02	1,121,580.54	0.00	0.00	0.00	1,121,580.54	1,121,580.54	0.00	0.00	0.00	1,121,580.54	0.00	0.00	188,284.48	0.00
Lumpsum for Step Increments - Length of Service	5010499010	98,929.67	0.00	98,929.67	98,929.67	0.00	0.00	0.00	98,929.67	0.00	0.00	0.00	0.00	98,929.67	0.00	0.00	0.00	0.00	98,929.67	0.00	0.00	98,929.67	0.00
Loyalty Award - Civilian	5010499015	5,000.00	862,500.00	867,500.00	5,000.00	862,500.00	0.00	0.00	867,500.00	867,500.00	0.00	0.00	0.00	867,500.00	867,500.00	0.00	0.00	0.00	867,500.00	0.00	0.00	0.00	0.00
Other Personal Benefits	5010499099	343,435.35	0.00	343,435.35	343,435.35	0.00	0.00	0.00	343,435.35	254,060.54	0.00	0.00	0.00	254,060.54	254,060.54	0.00	0.00	0.00	254,060.54	0.00	0.00	89,354.81	0.00
Maintenance and Other Operating Expenses	5020100000	15,522,636.98	0.00	15,522,636.98	15,522,636.98	0.00	0.00	0.00	15,522,636.98	4,569,523.97	10,843,254.40	0.00	0.00	15,412,778.37	4,509,525.89	3,503,400.00	5,121,123.46	56,000.00	13,189,649.65	0.00	109,855.61	2,223,128.92	0.00
Traveling Expenses	5020101000	932,165.57	0.00	932,165.57	932,165.57	0.00	0.00	0.00	932,165.57	932,165.57	0.00	0.00	0.00	932,165.57	0.00	0.00	0.00	932,165.57	0.00	0.00	0.00	0.00	
Traveling Expenses - Local	5020101000	932,165.57	0.00	932,165.57	932,165.57	0.00	0.00	0.00	932,165.57	0.00	932,165.57	0.00	0.00	932,165.57	0.00	0.00	0.00	932,165.57	0.00	0.00	0.00	0.00	
Training and Scholarship Expenses	5020200000	200,374.57	(68,176.00)	132,204.57	200,374.57	(68,176.00)	0.00	0.00	132,204.57	0.00	131,768.37	0.00	0.00	131,768.37	0.00	0.00	0.00	131,768.37	0.00	0.00	436.20	0.00	
Training Expenses	5020201000	200,374.57	(68,176.00)	132,204.57	200,374.57	(68,176.00)	0.00	0.00	132,204.57	0.00	131,768.37	0.00	0.00	131,768.37	0.00	0.00	0.00	131,768.37	0.00	0.00	436.20	0.00	
Training Expenses	5020201002	200,374.57	(68,176.00)	132,204.57	200,374.57	(68,176.00)	0.00	0.00	132,204.57	0.00	131,768.37	0.00	0.00	131,768.37	0.00	0.00	0.00	131,768.37	0.00	0.00	436.20	0.00	
Supplies and Materials Expenses	5020300000	2,361,644.48	1,708,143.52	4,069,788.00	2,361,644.48	1,722,143.52	0.00	0.00	4,083,788.00	848,700.00	3,123,957.73	0.00	0.00	3,972,657.73	848,700.00	0.00	0.00	966,557.73	1,844,257.73	(14,000.00)	111,130.26	2,128,400.00	
Office Supplies Expenses	5020301000	668,981.72	(9,900.00)	659,081.72	668,981.72	(9,900.00)	0.00	0.00	659,081.72	9.00	659,081.72	0.00	0.00	659,081.72	0.00	0.00	0.00	659,081.72	0.00	0.00	0.00	0.00	
Office Supplies Expenses	5020301002	668,981.72	(9,900.00)	659,081.72	668,981.72	(9,900.00)	0.00	0.00	659,081.72	0.00	659,081.72	0.00	0.00	659,081.72	0.00	0.00	0.00	659,081.72	0.00	0.00	0.00	0.00	
Non-Accountable Forms Expenses	5020302000	60,000.00	(60,000.00)	0.00	60,000.00	(60,000.00)	0.00	0.00	0.00	0.00	0.00	0.00	0.00	0.00	0.00	0.00	0.00	0.00	0.00	0.00	0.00	0.00	
Accountable Forms Expenses	5020303000	5,000.00	0.00	5,000.00	5,000.00	0.00	0.00	0.00	5,000.00	0.00	5,000.00	0.00	0.00	5,000.00	0.00	0.00	0.00	5,000.00	0.00	0.00	0.00	0.00	
Food Supplies Expenses	5020305000	0.00	2,128,400.00	2,128,400.00	0.00	2,128,400.00	0.00	0.00	2,128,400.00	0.00	2,128,400.00	0.00	0.00	2,128,400.00	0.00	0.00	0.00	0.00	2,128,400.00	0.00	0.00	0.00	0.00
Drugs and Medicines Expenses	5020307000	84,351.43	(81,838.43)	2,513.00	84,351.43	(81,838.43)	0.00	0.00	2,513.00	0.00	2,500.00	0.00	0.00	2,500.00	0.00	0.00	0.00	2,500.00	0.00	0.00	13.00	0.00	
Medical, Dental and Laboratory Supplies Expenses	5020308000	761.25	0.00	761.25	761.25	0.00	0.00	0.00	761.25	0.00	0.00	0.00	0.00	761.25	0.00	0.00	0.00	761.25	0.00	0.00	0.00	0.00	
Fuel, Oil and Lubricants Expenses	5020309000	54,138.87	(1,000.00)	53,138.87	54,138.87	(1,000.00)	0.00	0.00	53,138.87	0.00	52,722.75	0.00	0.00	52,722.75	0.00	0.00	0.00	52,722.75	0.00	0.00	416.12	0.00	


This report was generated using the Unified Reporting System on null version,FAR1A.1.1 ; Status : SUBMITTED


Department: Department of Labor and Employment (DOLE)
 Agency/Entity: Overseas Workers Welfare Administration
 Operating Unit: Central Office
 Organization Code (UACS): 16 010 010000
 Fund Cluster: 01 Regular Agency Fund
 (e.g. UACS Fund Cluster: 01-Regular Agency Fund, 02-Foreign Assisted Projects Fund, 03-Special Account-Locally Funded/Domestic Grants Fund, and 04-Special Account-Foreign Assisted/Foreign Grants Fund)


	Current Year Appropriations
	Supplemental Appropriations
X	Continuing Appropriations

Particulars	UACS CODE	Appropriations			Abolitions		Obligations				Disbursements				Balances										
		Authorized Appropriations	Adjustments (Transfer To/From, Modifications/ Augmentations)	Adjusted Appropriations	Abolitions Received	Adjustments (Reductions, Modifications/ Augmentations)	Transfer To	Transfer From	Adjusted Abolitions	1st Quarter Ending March 31	2nd Quarter Ending June 30	3rd Quarter Ending Sept. 30	4th Quarter Ending Dec. 31	TOTAL	1st Quarter Ending March 31	2nd Quarter Ending June 30	3rd Quarter Ending Sept. 30	4th Quarter Ending Dec. 31	TOTAL	Unreleased Appropriations	Unobligated Allotments	Unpaid Obligations (15-20)+(23+24)			
		3	4	5=(3+4)	6	7	8	9	10=[(6+7)-8+9]	11	12	13	14	15=(11+12+13+14)	16	17	18	19	20=(16+17+18+19)	21=(5-10)	22=(10-15)	23	24		
Performance Based Bonus - Civilian	5010299014	0.36	0.00	0.36	0.36	0.00	0.00	0.00	0.36	0.00	0.00	0.00	0.00	0.00	0.00	0.00	0.00	0.00	0.00	0.00	0.00	0.00	0.00	0.00	0.00
Maintenance and Other Operating Expenses		4,995,523,323.58	0.00	4,995,523,323.58	4,995,523,323.58	0.00	0.00	0.00	4,995,523,323.58	0.00	0.00	2,436,867,181.71	2,258,575,004.91	277,108.61	4,995,519,295.23	0.00	1,650,115,887.51	3,320,523,776.08	0.00	4,970,639,673.59	0.00	4,028.35	24,879,621.64	0.00	
Financial Assistance/Subsidy	5021400000	4,995,523,323.58	0.00	4,995,523,323.58	4,995,523,323.58	0.00	0.00	0.00	4,995,523,323.58	0.00	0.00	2,436,867,181.71	2,258,575,004.91	277,108.61	4,995,519,295.23	0.00	1,650,115,887.51	3,320,523,776.08	0.00	4,970,639,673.59	0.00	4,028.35	24,879,621.64	0.00	
Subsidies - Others	5021499000	4,995,523,323.58	0.00	4,995,523,323.58	4,995,523,323.58	0.00	0.00	0.00	4,995,523,323.58	0.00	0.00	2,436,867,181.71	2,258,575,004.91	277,108.61	4,995,519,295.23	0.00	1,650,115,887.51	3,320,523,776.08	0.00	4,970,639,673.59	0.00	4,028.35	24,879,621.64	0.00	
GRAND TOTAL		5,093,524,454.33	(12,508.00)	5,083,511,854.33	5,093,524,454.33	(12,508.00)	0.00	0.00	5,083,511,854.33	6,806,213.05	7,447,851,715.11	2,258,575,004.91	308,608.61	5,013,342,541.66	6,489,783.68	1,654,018,110.80	3,325,644,899.54	85,100.00	4,986,237,902.22	0.00	80,189,412.65	27,104,637.88	0.00		

Certified Correct:

 JUDITH G. SANTOS
 Chief, Budget Division
 Date: 2022-01-31 17:54:39

Certified Correct:

 KAREN JOY B. PADOLINAO
 Chief, Accounting Division
 Date: 2022-01-31 17:54:39

Recommended Approval:

 HERMINGILDO D. MENDOZA
 Director II, FMS
 Date: 2022-01-31 18:25:06

Approved By:

 HANS LEO J. CACDAC
 Administrator
 Date: 2022-01-31 18:43:46