

STATEMENT OF APPROPRIATIONS, ALLOTMENTS, OBLIGATIONS, DISBURSEMENTS AND BALANCES  
As at the Quarter Ending June 30, 2021

Department : Department of Labor and Employment (DOLE)  
Agency/Entity : Overseas Workers Welfare Administration  
Operating Unit : Central Office  
Organization Code (UACS) : 16 010 0100000  
Fund Cluster : 01 Regular Agency Fund

X	Current Year Appropriations
	Supplemental Appropriations
	Continuing Appropriations

(e.g. UACS Fund Cluster: 01-Regular Agency Fund, 02-Foreign Assisted Projects Fund, 03-Special Account-Locally Funded/Domestic Grants Fund, and 04-Special Account-Foreign Assisted/Foreign Grants Fund)

Particulars	UACS CODE	Appropriations					Allotments				Current Year Obligations					Current Year Disbursements					Balances			
		Authorized Appropriations	Adjustments/Transfer To/From, Modifications/ Augmentations	Adjusted Appropriations	Allotments Received	Adjustments/Reductions, Modifications/Augmentations	Transfer To	Transfer From	Adjusted Total Allotments	1st Quarter Ending March 31	2nd Quarter Ending June 30	3rd Quarter Ending Sept. 30	4th Quarter Ending Dec. 31	TOTAL	1st Quarter Ending March 31	2nd Quarter Ending June 30	3rd Quarter Ending Sept. 30	4th Quarter Ending Dec. 31	TOTAL	Unreleased Appro	Unobligated Allotments	Unpaid Obligations(15-20)=(23+24)		
																						10=[(6+(-)7)-8+9]	11	12
I. Agency Specific Budget		7,599,082,000.00	0.00	7,599,082,000.00	7,599,082,000.00	0.00	0.00	7,599,082,000.00	4,520,218,722.57	2,298,780,637.36	0.00	0.00	6,818,999,359.93	3,990,379,152.31	2,736,197,441.64	0.00	0.00	6,726,576,993.95	0.00	780,062,640.07	0.00	92,422,765.96		
General Administration and Support	1000000000000000	555,515,000.00	0.00	555,515,000.00	555,515,000.00	0.00	0.00	555,515,000.00	161,371,188.95	68,086,353.33	0.00	0.00	229,457,542.28	100,293,889.94	116,300,437.02	0.00	0.00	216,594,326.96	0.00	326,057,457.72	0.00	12,863,215.32		
General Management and Supervision	100000100001000	549,197,000.00	(5,000,000.00)	544,197,000.00	549,197,000.00	(5,000,000.00)	0.00	544,197,000.00	152,303,234.63	66,134,616.15	0.00	0.00	218,437,850.78	91,225,935.62	115,287,151.11	0.00	0.00	206,513,086.73	0.00	325,759,149.22	0.00	11,924,764.05		
PS		64,477,000.00	(5,000,000.00)	59,477,000.00	64,477,000.00	(5,000,000.00)	0.00	59,477,000.00	17,995,016.76	20,611,867.22	0.00	0.00	38,606,883.98	17,665,887.71	20,784,990.94	0.00	0.00	38,470,878.65	0.00	20,870,116.02	0.00	136,005.33		
MOOE		475,496,000.00	0.00	475,496,000.00	475,496,000.00	0.00	0.00	475,496,000.00	133,336,289.30	45,235,100.01	0.00	0.00	178,571,389.31	73,151,031.85	93,631,598.74	0.00	0.00	166,782,630.59	0.00	296,924,610.69	0.00	11,788,758.72		
FinEx		1,724,000.00	0.00	1,724,000.00	1,724,000.00	0.00	0.00	1,724,000.00	971,928.57	287,648.92	0.00	0.00	1,259,577.49	389,016.06	870,561.43	0.00	0.00	1,259,577.49	0.00	464,422.51	0.00	0.00		
CO		7,500,000.00	0.00	7,500,000.00	7,500,000.00	0.00	0.00	7,500,000.00	0.00	0.00	0.00	0.00	0.00	0.00	0.00	0.00	0.00	7,500,000.00	0.00	0.00	0.00	0.00		
Administration of Personnel Benefits	100000100002000	6,318,000.00	5,000,000.00	11,318,000.00	6,318,000.00	5,000,000.00	0.00	11,318,000.00	9,067,954.32	1,951,737.18	0.00	0.00	11,019,691.50	9,067,954.32	1,013,285.91	0.00	0.00	10,081,240.23	0.00	298,308.50	0.00	938,451.27		
PS		6,318,000.00	5,000,000.00	11,318,000.00	6,318,000.00	5,000,000.00	0.00	11,318,000.00	9,067,954.32	1,951,737.18	0.00	0.00	11,019,691.50	9,067,954.32	1,013,285.91	0.00	0.00	10,081,240.23	0.00	298,308.50	0.00	938,451.27		
Sub-Total, General Administration and Support		555,515,000.00	0.00	555,515,000.00	555,515,000.00	0.00	0.00	555,515,000.00	161,371,188.95	68,086,353.33	0.00	0.00	229,457,542.28	100,293,889.94	116,300,437.02	0.00	0.00	216,594,326.96	0.00	326,057,457.72	0.00	12,863,215.32		
PS		70,795,000.00	0.00	70,795,000.00	70,795,000.00	0.00	0.00	70,795,000.00	27,062,871.08	22,563,604.40	0.00	0.00	49,626,575.48	26,753,842.03	21,796,276.85	0.00	0.00	48,552,118.88	0.00	21,168,424.52	0.00	1,074,458.60		
MOOE		475,496,000.00	0.00	475,496,000.00	475,496,000.00	0.00	0.00	475,496,000.00	133,336,289.30	45,235,100.01	0.00	0.00	178,571,389.31	73,151,031.85	93,631,598.74	0.00	0.00	166,782,630.59	0.00	296,924,610.69	0.00	11,788,758.72		
FinEx (if Applicable)		1,724,000.00	0.00	1,724,000.00	1,724,000.00	0.00	0.00	1,724,000.00	971,928.57	287,648.92	0.00	0.00	1,259,577.49	389,016.06	870,561.43	0.00	0.00	1,259,577.49	0.00	464,422.51	0.00	0.00		
CO		7,500,000.00	0.00	7,500,000.00	7,500,000.00	0.00	0.00	7,500,000.00	0.00	0.00	0.00	0.00	0.00	0.00	0.00	0.00	0.00	7,500,000.00	0.00	0.00	0.00	0.00		
Operations	3000000000000000	7,043,567,000.00	0.00	7,043,567,000.00	7,043,567,000.00	0.00	0.00	7,043,567,000.00	4,358,847,533.62	2,230,694,284.03	0.00	0.00	6,589,541,817.65	3,890,085,262.37	2,619,897,004.62	0.00	0.00	6,509,982,266.99	0.00	454,025,182.35	0.00	79,559,550.66		
OO - Social Protection for OFWs Enhanced		7,043,567,000.00	0.00	7,043,567,000.00	7,043,567,000.00	0.00	0.00	7,043,567,000.00	4,358,847,533.62	2,230,694,284.03	0.00	0.00	6,589,541,817.65	3,890,085,262.37	2,619,897,004.62	0.00	0.00	6,509,982,266.99	0.00	454,025,182.35	0.00	79,559,550.66		
SOCIAL PROTECTION AND WELFARE FOR OFWs PROGRAM		7,043,567,000.00	0.00	7,043,567,000.00	7,043,567,000.00	0.00	0.00	7,043,567,000.00	4,358,847,533.62	2,230,694,284.03	0.00	0.00	6,589,541,817.65	3,890,085,262.37	2,619,897,004.62	0.00	0.00	6,509,982,266.99	0.00	454,025,182.35	0.00	79,559,550.66		
Training and Scholarship Grant	310100100001000	29,836,000.00	0.00	29,836,000.00	29,836,000.00	0.00	0.00	29,836,000.00	6,073,125.19	8,308,315.07	0.00	0.00	14,381,440.26	6,069,925.19	8,253,606.27	0.00	0.00	14,323,533.46	0.00	15,454,559.74	0.00	57,906.80		
PS		29,836,000.00	0.00	29,836,000.00	29,836,000.00	0.00	0.00	29,836,000.00	6,073,125.19	8,308,315.07	0.00	0.00	14,381,440.26	6,069,925.19	8,253,606.27	0.00	0.00	14,323,533.46	0.00	15,454,559.74	0.00	57,906.80		
Welfare Services	310100100002000	6,950,165,000.00	0.00	6,950,165,000.00	6,950,165,000.00	0.00	0.00	6,950,165,000.00	4,340,526,286.16	2,205,427,778.97	0.00	0.00	6,545,954,065.13	3,871,775,214.91	2,594,787,656.97	0.00	0.00	6,466,562,873.88	0.00	404,210,934.87	0.00	79,391,191.25		
PS		604,898,000.00	0.00	604,898,000.00	604,898,000.00	0.00	0.00	604,898,000.00	124,736,671.19	173,905,122.34	0.00	0.00	298,341,793.52	104,110,152.58	186,313,904.18	0.00	0.00	290,424,056.76	0.00	306,556,206.48	0.00	7,917,376.76		
MOOE		6,345,267,000.00	0.00	6,345,267,000.00	6,345,267,000.00	0.00	0.00	6,345,267,000.00	4,215,789,614.96	2,031,822,656.63	0.00	0.00	6,247,612,271.61	3,767,665,062.33	2,408,473,754.79	0.00	0.00	6,176,138,817.12	0.00	97,654,728.39	0.00	71,473,454.49		
Membership Promotion	310100100003000	63,566,000.00	0.00	63,566,000.00	63,566,000.00	0.00	0.00	63,566,000.00	12,248,122.27	16,958,189.99	0.00	0.00	29,206,312.26	12,240,122.27	16,855,737.38	0.00	0.00	29,095,859.65	0.00	34,359,687.74	0.00	110,452.61		
PS		63,566,000.00	0.00	63,566,000.00	63,566,000.00	0.00	0.00	63,566,000.00	12,248,122.27	16,958,189.99	0.00	0.00	29,206,312.26	12,240,122.27	16,855,737.38	0.00	0.00	29,095,859.65	0.00	34,359,687.74	0.00	110,452.61		





Department : Department of Labor and Employment (DOLE)  
 Agency/Entity : Overseas Workers Welfare Administration  
 Operating Unit : Central Office  
 Organization Code (UACS) : 16 010 0100000  
 Fund Cluster : 01 Regular Agency Fund


X	Current Year Appropriations
	Supplemental Appropriations
	Continuing Appropriations

(e.g. UACS Fund Cluster: 01-Regular Agency Fund, 02-Foreign Assisted Projects Fund, 03-Special Account-Locally Funded/Domestic Grants Fund, and 04-Special Account-Foreign Assisted/Foreign Grants Fund)

Particulars	UACS CODE	Appropriations			Allotments			Current Year Obligations							Current Year Disbursements				Balances				
		Authorized Appropriations	Adjustments(Transfer To/From, Modifications/ Augmentations)	Adjusted Appropriations	Allotments Received	Adjustments(Reductions, Modifications/ Augmentations)	Transfer To	Transfer From	Adjusted Total Allotments	1st Quarter Ending March 31	2nd Quarter Ending June 30	3rd Quarter Ending Sept. 30	4th Quarter Ending Dec. 31	TOTAL	1st Quarter Ending March 31	2nd Quarter Ending June 30	3rd Quarter Ending Sept. 30	4th Quarter Ending Dec. 31	TOTAL	Unreleased Appro	Unobligated Allotments	Unpaid Obligations(15-20)=(23+24)	
																						Due and Demandable	Not Yet Due and Demandable
1	2	3	4	5=(3+4)	6	7	8	9	10={6+(-)-7}-8+9	11	12	13	14	15=(11+12+13+14)	16	17	18	19	20=(16+17+18+19)	21	22	23	24
FinEx		1,724,000.00	0.00	1,724,000.00	1,724,000.00	0.00	0.00	0.00	1,724,000.00	971,928.57	287,848.92	0.00	0.00	1,259,777.49	389,018.06	870,561.43	0.00	0.00	1,259,577.49	0.00	464,422.51	0.00	0.00
CO		7,500,000.00	0.00	7,500,000.00	7,500,000.00	0.00	0.00	0.00	7,500,000.00	0.00	0.00	0.00	0.00	0.00	0.00	0.00	0.00	0.00	0.00	0.00	7,500,000.00	0.00	0.00
Recapitulation by OO:																							
I. Agency Specific Budget		7,043,567,000.00	0.00	7,043,567,000.00	7,043,567,000.00	0.00	0.00	0.00	7,043,567,000.00	4,358,847,533.62	2,230,694,284.03	0.00	0.00	6,589,541,817.65	3,890,085,262.37	2,619,897,004.62	0.00	0.00	6,509,982,266.99	0.00	454,025,182.35	0.00	79,559,550.66
SOCIAL PROTECTION AND WELFARE FOR OFWs PROGRAM		7,043,567,000.00	0.00	7,043,567,000.00	7,043,567,000.00	0.00	0.00	0.00	7,043,567,000.00	4,358,847,533.62	2,230,694,284.03	0.00	0.00	6,589,541,817.65	3,890,085,262.37	2,619,897,004.62	0.00	0.00	6,509,982,266.99	0.00	454,025,182.35	0.00	79,559,550.66

Certified Correct:   
**JUDITH G. SANTOS**  
 CHIEF, BUDGET DIVISION  
 Date:

Certified Correct:   
**KAREN JOY B. PADDUYAO**  
 Date:

Recommended Approval:   
**HERMINIGILDO D. MENDOZA**  
 Director II, FMS  
 Date:

Approved by:   
**HANS LEO J. CADDAC**  
 Date: Administrator