


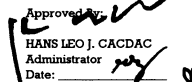


PARTICULARS	UACS CODE	APPROVED BUDGETED			BUDGET UTILIZATION					CURRENT YEAR DISBURSEMENTS					BALANCES		
		APPROVED BUDGETED REVENUE	ADJUSTMENTS (Additions, Reductions, Realigments)	ADJUSTED BUDGETED REVENUE	1st Quarter Ending March 31	2nd Quarter Ending June 30	3rd Quarter Ending September 30	4th Quarter Ending December 31	TOTAL	1st Quarter Ending March 31	2nd Quarter Ending June 30	3rd Quarter Ending September 30	4th Quarter Ending December 31	TOTAL	UNUTILIZED BUDGET	UNPAID UTILIZATIONS (10-15)= (17+18)	
																Due and Demandable / Accounts Payable	Not Yet Due and Demandable
C. REINTEGRATION SERVICES		75,605,500.00	-	75,605,500.00	22,785,626.33	18,288,658.84	22,325,542.09	11,000,098.90	74,399,926.16	8,196,443.97	14,671,309.90	18,017,236.31	22,952,584.16	63,837,574.34	1,205,573.84	10,562,351.82	
In- Country																	
1. Livelihood Support for Families of Deceased OFWs (ELAP - Livelihood Component)		21,000,000.00		21,000,000.00	5,640,000.00	4,950,000.00	6,180,000.00	4,230,000.00	21,000,000.00	2,423,226.00	5,255,513.70	4,909,890.00	6,172,072.55	18,760,702.25	-	2,239,297.75	
2. Balik-Pinas, Balik-Hanapbuhay		40,000,000.00		40,000,000.00	10,631,819.00	11,740,000.00	12,030,000.00	5,570,000.00	39,971,819.00	703,500.00	7,319,641.70	10,174,397.50	16,012,687.33	34,210,226.53	28,181.00	5,761,592.47	
On-Site																	
1. Reintegration Preparedness Program		14,605,800.00		14,605,800.00	6,513,807.33	1,898,658.84	4,115,542.09	1,200,098.90	13,428,107.16	5,069,717.97	2,096,154.50	2,932,948.81	767,824.28	10,866,645.56	1,177,392.84	2,561,461.60	
D. SOCIAL PROTECTION BENEFITS		300,000,000.00	-	300,000,000.00	91,955,000.00	81,175,440.00	85,872,666.68	40,992,500.00	299,995,606.68	49,190,000.00	79,739,667.00	80,755,999.68	65,981,667.00	275,667,333.68	4,393.32	24,328,273.00	
1. Disability and Death Benefit		300,000,000.00		300,000,000.00	91,955,000.00	81,175,440.00	85,872,666.68	40,992,500.00	299,995,606.68	49,190,000.00	79,739,667.00	80,755,999.68	65,981,667.00	275,667,333.68	4,393.32	24,328,273.00	
E. SOCIO-CULTURAL ACTIVITIES		20,750,750.00	(4,000,000.00)	16,750,750.00	69,600.00	5,449,125.00	418,718.00	7,738,712.55	13,676,155.55	-	5,002,822.52	278,021.32	6,655,374.61	11,936,218.45	3,074,594.45	1,739,937.10	
In- Country																	
1. National Seafarer's Day		325,000.00		325,000.00	-	-	325,000.00	-	325,000.00	-	-	81,840.39	113,924.74	195,765.13	-	129,234.87	
2. Migrants Worker's Day / Araw ng Pasasalamat		5,000,000.00		5,000,000.00	-	4,903,405.00	-	91,100.00	4,994,505.00	-	4,414,806.52	102,462.93	26,705.53	4,543,974.98	5,495.00	450,530.02	
3. Model OFW Family of the Year Award		5,500,000.00	(4,000,000.00)	1,500,000.00	-	-	-	-	-	-	-	-	-	1,500,000.00	-	-	
4. OFW Family Day		6,610,000.00		6,610,000.00	-	-	-	6,610,000.00	6,610,000.00	-	-	-	6,334,004.34	6,334,004.34	-	275,995.66	
5. Pamaskong Handog		1,000,000.00		1,000,000.00	-	-	-	910,275.00	910,275.00	-	-	-	75,000.00	75,000.00	89,725.00	835,275.00	
6. Labor Day Celebration		200,000.00		200,000.00	-	200,000.00	-	-	200,000.00	-	172,696.00	-	8,540.00	181,236.00	-	18,764.00	
On-Site																	
1. Institutional & Socio Cultural Activities		2,115,750.00		2,115,750.00	69,600.00	345,720.00	93,718.00	127,337.55	636,375.55	-	415,320.00	93,718.00	97,200.00	606,238.00	1,479,374.45	30,137.55	
TOTAL MFO II		503,032,163.45	-	503,032,163.45	155,599,593.62	112,391,177.75	147,014,567.62	77,991,974.84	492,997,313.83	81,637,672.52	115,288,202.51	122,333,328.27	119,075,357.35	438,334,560.66	10,034,849.62	54,662,753.17	
MFO III. MEMBERSHIP REGISTRATION AND PROMOTION SERVICES																	
In- Country																	
1. Membership Promotion		2,373,977.00		2,373,977.00	-	-	-	548,977.00	548,977.00	-	-	-	-	-	1,825,000.00	548,977.00	
On-Site																	
1. Community Outreach Program		9,418,500.00		9,418,500.00	4,197,552.92	1,012,294.32	2,759,388.49	964,949.68	8,930,185.41	3,311,717.62	1,183,691.25	3,076,207.48	654,914.73	8,226,531.08	488,314.59	703,654.33	
TOTAL MFO III		11,792,477.00	-	11,792,477.00	4,197,552.92	1,012,294.32	2,759,388.49	1,513,926.68	9,479,162.41	3,311,717.62	1,183,691.25	3,076,207.48	654,914.73	8,226,531.08	2,313,314.59	1,252,631.33	
GRAND TOTAL MFO		799,925,144.45	-	799,925,144.45	159,797,146.54	113,403,472.07	149,773,956.11	79,505,901.52	502,476,476.24	84,954,390.14	116,473,914.51	125,409,535.75	120,120,272.08	446,661,091.74	12,348,164.21	56,915,384.50	

Certified Correct:

 ROSARIO C. BIRING
 Budget Officer
 Date: _____

Certified Correct:

 HERMINILDO D. MENDOZA
 Chief Accountant
 Date: _____

Recommending Approval:

 ANICIA G. DEURA
 Director, FMS
 Date: _____

Approved by:

 HANS LEO J. CACDAC
 Administrator
 Date: _____