
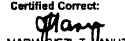



STATEMENT OF APPROVED BUDGET, UTILIZATIONS, DISBURSEMENTS AND BALANCES
(For Off-Budgetary Funds)
As at the Quarter Ending June 30, 2023


Department : Department of Migrant Workers (DMW)
 Agency/Entity : Overseas Workers Welfare Administration
 Operating Unit : Central Office
 Organization Code (UACS) : 40 002 0100000
 Fund Cluster : 05 - Internally Generated Funds
 (e.g. UACS Fund Cluster: 05-Internally Generated Funds and 06-Business Related Funds)

Particulars	UACS CODE	Approved Budget			Utilizations					Disbursements					Balances		
		Approved Budgeted Revenue	Adjustments (Reductions, Modifications/ Augmentations)	Adjusted Budgeted Revenue	1st Quarter Ending March 31	2nd Quarter Ending June 30	3rd Quarter Ending September 30	4th Quarter Ending December 31	Total	1st Quarter Ending March 31	2nd Quarter Ending June 30	3rd Quarter Ending September 30	4th Quarter Ending December 31	Total	Unutilized Budget	Unpaid Obligations (10-15)=(17+18)	
1	2	3	4	5=(3+(-)4)	6	7	8	9	10=(6+7+8+9)	11	12	13	14	15=(11+12+13+14)	16=(5-10)	17	18
Operations	3000000000000000	2,947,859,831.00	55,000,000.00	3,002,859,831.00	608,223,329.06	422,722,883.33	0.00	0.00	1,030,946,212.39	519,049,034.64	459,787,142.98	0.00	0.00	978,836,177.62	1,971,713,618.61	52,110,034.77	0.00
OO : Social Protection for OFWs Enhanced	3100000000000000	2,947,859,831.00	55,000,000.00	3,002,859,831.00	608,223,329.06	422,722,883.33	0.00	0.00	1,030,946,212.39	519,049,034.64	459,787,142.98	0.00	0.00	978,836,177.62	1,971,713,618.61	52,110,034.77	0.00
SOCIAL PROTECTION AND WELFARE FOR OFWs PROGRAM	3101000000000000	2,947,859,831.00	55,000,000.00	3,002,859,831.00	608,223,329.06	422,722,883.33	0.00	0.00	1,030,946,212.39	519,049,034.64	459,787,142.98	0.00	0.00	978,836,177.62	1,971,713,618.61	52,110,034.77	0.00
Training and Scholarship Grant	3101001000010000	823,771,500.00	0.00	823,771,500.00	111,721,201.70	63,797,339.10	0.00	0.00	175,518,540.80	104,460,115.70	69,623,553.39	0.00	0.00	174,083,669.09	648,252,959.20	1,434,871.71	0.00
MOOE		823,771,500.00	0.00	823,771,500.00	111,721,201.70	63,797,339.10	0.00	0.00	175,518,540.80	104,460,115.70	69,623,553.39	0.00	0.00	174,083,669.09	648,252,959.20	1,434,871.71	0.00
Welfare Services	3101001000020000	2,056,047,331.00	55,260,000.00	2,111,307,331.00	478,957,285.26	352,540,645.04	0.00	0.00	831,497,930.30	402,162,051.04	381,763,825.96	0.00	0.00	783,925,877.00	1,279,809,400.70	49,008,925.01	0.00
MOOE		2,056,047,331.00	55,260,000.00	2,111,307,331.00	478,957,285.26	352,540,645.04	0.00	0.00	831,497,930.30	402,162,051.04	381,763,825.96	0.00	0.00	783,925,877.00	1,279,809,400.70	47,572,053.30	0.00
Membership Promotion	3101001000030000	67,841,000.00	(260,000.00)	67,581,000.00	17,544,842.10	6,384,899.19	0.00	0.00	23,929,741.29	12,426,867.30	8,399,763.63	0.00	0.00	20,826,631.53	43,651,258.71	3,103,109.76	0.00
MOOE		67,841,000.00	(260,000.00)	67,581,000.00	17,544,842.10	6,384,899.19	0.00	0.00	23,929,741.29	12,426,867.30	8,399,763.63	0.00	0.00	20,826,631.53	43,651,258.71	3,103,109.76	0.00
Sub-Total, Operations		2,947,859,831.00	55,000,000.00	3,002,859,831.00	608,223,329.06	422,722,883.33	0.00	0.00	1,030,946,212.39	519,049,034.64	459,787,142.98	0.00	0.00	978,836,177.62	1,971,713,618.61	52,110,034.77	0.00
PS		0.00	0.00	0.00	0.00	0.00	0.00	0.00	0.00	0.00	0.00	0.00	0.00	0.00	0.00	0.00	0.00
MOOE		2,947,859,831.00	55,000,000.00	3,002,859,831.00	608,223,329.06	422,722,883.33	0.00	0.00	1,030,946,212.39	519,049,034.64	459,787,142.98	0.00	0.00	978,836,177.62	1,971,713,618.61	52,110,034.77	0.00
FinEx (If Applicable)		0.00	0.00	0.00	0.00	0.00	0.00	0.00	0.00	0.00	0.00	0.00	0.00	0.00	0.00	0.00	0.00
CO		0.00	0.00	0.00	0.00	0.00	0.00	0.00	0.00	0.00	0.00	0.00	0.00	0.00	0.00	0.00	0.00
GRAND TOTAL		2,947,859,831.00	55,000,000.00	3,002,859,831.00	608,223,329.06	422,722,883.33	0.00	0.00	1,030,946,212.39	519,049,034.64	459,787,142.98	0.00	0.00	978,836,177.62	1,971,713,618.61	52,110,034.77	0.00
PS		0.00	0.00	0.00	0.00	0.00	0.00	0.00	0.00	0.00	0.00	0.00	0.00	0.00	0.00	0.00	0.00
MOOE		2,947,859,831.00	55,000,000.00	3,002,859,831.00	608,223,329.06	422,722,883.33	0.00	0.00	1,030,946,212.39	519,049,034.64	459,787,142.98	0.00	0.00	978,836,177.62	1,971,713,618.61	52,110,034.77	0.00
FinEx (If Applicable)		0.00	0.00	0.00	0.00	0.00	0.00	0.00	0.00	0.00	0.00	0.00	0.00	0.00	0.00	0.00	0.00
CO		0.00	0.00	0.00	0.00	0.00	0.00	0.00	0.00	0.00	0.00	0.00	0.00	0.00	0.00	0.00	0.00

Certified Correct:

 ARDEN B. MASDO
 OIC, Budget Division
 Date: July 26, 2023 09:54 AM

Certified Correct:

 MARIABEL T. MANUZA
 OIC, Accounting Division
 Date: July 26, 2023 09:54 AM

Recommending Approval By:

 HERMINALDO D. MENDOZA
 Director II, FMS
 Date: July 26, 2023 09:57 AM

Approved By:

 ARNALDO A. IGNACIO
 Administrator
 Date: July 26, 2023 09:59 AM