

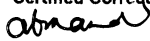
SUMMARY OF APPROVED BUDGET, UTILIZATIONS, DISBURSEMENTS AND BALANCES BY OBJECT OF EXPENDITURES


(For Off-Budgetary Funds)


As at the Quarter Ending March 31, 2023


Department : Department of Migrant Workers (DMW)
 Agency/Entity : Overseas Workers Welfare Administration
 Operating Unit : Central Office
 Organization Code (UACS) : 40 002 0100000
 Fund Cluster : 05 Internally Generated Funds
 (e.g. UACS Fund Cluster: 05-Internally Generated Funds and 06-Business Related Funds)

Particulars	UACS CODE	Approved Budget			Utilizations					Disbursements				Balances			
		Approved Budgeted Revenue	Adjustments (Reductions, Modifications, Augmentation)	Adjusted Budgeted Revenue	1st Quarter Ending March 31	2nd Quarter Ending June 30	3rd Quarter Ending September 30	4th Quarter Ending December 31	Total	1st Quarter Ending March 31	2nd Quarter Ending June 30	3rd Quarter Ending September 30	4th Quarter Ending December 31	TOTAL	Unutilized Budget	Unpaid Obligations (10-15)=(17+18)	
																Due and Demandable	Not Yet Due and Demandable
1	2	3	4	5=[(3+(-)4)]	6	7	8	9	10=(6+7+8+9)	11	12	13	14	15=(11+12+13+14)	16=(5-10)	17	18
SUMMARY																	
A. AGENCY SPECIFIC BUDGET																	
Maintenance and Other Operating Expenses		2,947,659,831.00	55,000,000.00	3,002,659,831.00	608,223,329.06	0.00	0.00	0.00	608,223,329.06	513,049,034.64	0.00	0.00	0.00	519,049,034.64	2,394,436,501.94	89,174,294.42	0.00
Other Maintenance and Operating Expenses	5029900000	2,947,659,831.00	55,000,000.00	3,002,659,831.00	608,223,329.06	0.00	0.00	0.00	608,223,329.06	513,049,034.64	0.00	0.00	0.00	519,049,034.64	2,394,436,501.94	89,174,294.42	0.00
Bank Transaction Fee	5029922000	950,000.00	0.00	950,000.00	46,509.57	0.00	0.00	0.00	46,509.57	42,407.52	0.00	0.00	0.00	42,407.52	903,490.43	4,102.05	0.00
Bank Transaction Fee	5029922000	950,000.00	0.00	950,000.00	46,509.57	0.00	0.00	0.00	46,509.57	42,407.52	0.00	0.00	0.00	42,407.52	903,490.43	4,102.05	0.00
Other Maintenance and Operating Expenses	5029999000	2,946,709,831.00	55,000,000.00	3,001,709,831.00	608,176,819.49	0.00	0.00	0.00	608,176,819.49	513,006,627.12	0.00	0.00	0.00	519,006,627.12	2,393,533,011.51	89,170,192.37	0.00
Other Maintenance and Operating Expenses	5029999000	2,946,709,831.00	55,000,000.00	3,001,709,831.00	608,176,819.49	0.00	0.00	0.00	608,176,819.49	513,006,627.12	0.00	0.00	0.00	519,006,627.12	2,393,533,011.51	89,170,192.37	0.00
GRAND TOTAL		2,947,659,831.00	55,000,000.00	3,002,659,831.00	608,223,329.06	0.00	0.00	0.00	608,223,329.06	513,049,034.64	0.00	0.00	0.00	519,049,034.64	2,394,436,501.94	89,174,294.42	0.00

Certified Correct:

 ARDREN B. MASDO
 OIC, Budget Division
 Date: 4/26/23 10:53 PM

Certified Correct:

 MARIA GIEZ T. LANUZA
 OIC, Accounting Division
 Date: 2023-04-26 14:53:28

Recommending Approval:

 HERMIGILDO D. MENDOZA
 Director II, FMS
 Date: 4/26/23 10:55 PM

Approved By:

 ARNALDO A. IGNACIO
 Administrator
 Date: 4/26/23 10:58 PM