

**STATEMENT OF APPROPRIATIONS, ALLOTMENTS, OBLIGATIONS, DISBURSEMENTS AND BALANCES**  
As at the Quarter Ending September 30, 2022

Department : Department of Labor and Employment (DOLE)  
 Agency/Entity : Overseas Workers Welfare Administration  
 Operating Unit : Central Office  
 Organization Code (UACS) : 16 010 0100000  
 Fund Cluster : 01 Regular Agency Fund  
 (e.g. UACS Fund Cluster: 01-Regular Agency Fund, 02-Foreign Assisted Projects Fund, 03-Special Account-Locally Funded/Domestic Grants Fund, and 04-Special Account-Foreign Assisted/Foreign Grants Fund)

X	Current Year Appropriations
	Supplemental Appropriations
	Continuing Appropriations

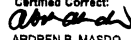
Particulars	UACS CODE	Appropriations					Allotments					Current Year Obligations					Current Year Disbursements					Balances			
		Authorized Appropriations	Adjustments (Transfer To/From, Modification(s)/Augmentations)	Adjusted Appropriations	Adjustments Received	Adjustments (Reductions, Modification(s)/Augmentations)	Transfer To	Transfer From	Adjusted Total Allotments	1st Quarter Ending March 31	2nd Quarter Ending June 30	3rd Quarter Ending Sept. 30	4th Quarter Ending Dec. 31	TOTAL	1st Quarter Ending March 31	2nd Quarter Ending June 30	3rd Quarter Ending Sept. 30	4th Quarter Ending Dec. 31	TOTAL	Unreleased Appro	Unobligated Allotments	Unpaid Obligations(15-20)=(23+24)			
																						10=(8+11)+9	11	12	13
I. Agency Specific Budget		13,014,373,000.00	0.00	13,014,373,000.00	13,014,373,000.00	0.00	0.00	13,014,373,000.00	6,596,905,691.91	3,753,631,691.10	1,017,389,076.25	0.00	11,351,627,309.52	5,114,007,405.92	5,044,517,908.89	1,024,583,307.15	0.00	11,203,113,328.00	0.00	1,282,445,990.44	128,813,884.51	0.00			
General Administration and Support	10000000000000	724,515,000.00	0.00	724,515,000.00	724,515,000.00	0.00	0.00	724,515,000.00	222,205,276.96	190,261,694.33	183,485,931.24	0.00	595,953,102.53	147,586,349.30	240,334,727.21	177,723,378.22	0.00	965,661,451.73	0.00	135,551,807.45	23,311,740.82	0.00			
General Management and Supervision	10000010001000	712,322,000.00	0.00	712,322,000.00	712,322,000.00	0.00	0.00	712,322,000.00	221,823,427.14	175,895,693.76	160,173,113.36	0.00	557,892,234.26	147,516,389.09	238,456,533.00	171,410,560.37	0.00	957,865,493.46	0.00	131,628,765.72	23,311,740.82	0.00			
PS		71,480,000.00	0.00	71,480,000.00	71,480,000.00	0.00	0.00	71,480,000.00	17,238,678.14	22,982,775.43	17,482,897.86	0.00	56,814,324.48	17,165,454.77	22,165,969.82	17,273,130.93	0.00	95,954,955.52	0.00	14,635,847.52	236,769.96	0.00			
MOOE		613,063,000.00	0.00	613,063,000.00	613,063,000.00	0.00	0.00	613,063,000.00	196,093,158.94	148,815,488.77	146,481,421.19	0.00	487,180,089.80	125,710,126.71	206,738,927.84	148,263,770.38	0.00	942,732,826.83	0.00	115,872,831.20	14,457,241.87	0.00			
FinEx (if Applicable)		1,724,000.00	0.00	1,724,000.00	1,724,000.00	0.00	0.00	1,724,000.00	909,836.30	542,697.28	179,164.41	0.00	1,632,000.00	990,814.61	797,674.24	18,582.67	0.00	1,575,314.52	0.00	32,000.00	116,887.48	0.00			
CO		26,055,000.00	0.00	26,055,000.00	26,055,000.00	0.00	0.00	26,055,000.00	4,321,650.58	8,444,532.27	14,049,629.90	0.00	24,895,813.00	4,580,000.00	6,737,933.10	3,703,833.39	0.00	18,517,736.48	0.00	3,922,041.75	9.00	0.00			
Administration of Personnel Benefits	100000100002000	12,193,000.00	0.00	12,193,000.00	12,193,000.00	0.00	0.00	12,193,000.00	381,848.35	1,586,290.57	8,322,817.95	0.00	6,270,958.27	71,949.21	1,876,162.21	6,322,617.85	0.00	8,270,958.27	0.00	3,922,041.75	9.00	0.00			
PS		12,193,000.00	0.00	12,193,000.00	12,193,000.00	0.00	0.00	12,193,000.00	381,848.35	1,586,290.57	8,322,817.95	0.00	6,270,958.27	71,949.21	1,876,162.21	6,322,617.85	0.00	8,270,958.27	0.00	3,922,041.75	9.00	0.00			
Sub-Total, General Administration and Support		724,515,000.00	0.00	724,515,000.00	724,515,000.00	0.00	0.00	724,515,000.00	222,205,276.96	190,261,694.33	183,485,931.24	0.00	595,953,102.53	147,586,349.30	240,334,727.21	177,723,378.22	0.00	965,661,451.73	0.00	135,551,807.45	23,311,740.82	0.00			
PS		83,673,000.00	0.00	83,673,000.00	83,673,000.00	0.00	0.00	83,673,000.00	17,329,548.21	23,659,096.00	23,805,715.74	0.00	65,065,310.75	17,237,402.98	24,042,132.03	22,541,946.76	0.00	84,835,543.79	0.00	16,967,889.25	236,769.96	0.00			
MOOE		613,063,000.00	0.00	613,063,000.00	613,063,000.00	0.00	0.00	613,063,000.00	196,093,158.94	148,815,488.77	143,491,421.19	0.00	487,180,089.80	125,710,126.71	206,738,927.84	148,263,770.38	0.00	942,732,826.83	0.00	115,872,831.20	14,457,241.87	0.00			
FinEx (if Applicable)		1,724,000.00	0.00	1,724,000.00	1,724,000.00	0.00	0.00	1,724,000.00	909,836.30	542,697.28	179,164.41	0.00	1,632,000.00	990,814.61	797,674.24	18,582.67	0.00	1,575,314.52	0.00	32,000.00	116,887.48	0.00			
CO		26,055,000.00	0.00	26,055,000.00	26,055,000.00	0.00	0.00	26,055,000.00	4,321,650.58	8,444,532.27	14,049,629.90	0.00	24,895,813.00	4,580,000.00	6,737,933.10	3,703,833.39	0.00	16,517,736.48	0.00	3,922,041.75	9.00	0.00			
Operations	300003000000000	12,289,858,000.00	0.00	12,289,858,000.00	12,289,858,000.00	0.00	0.00	12,289,858,000.00	6,328,701,374.84	3,583,369,596.77	830,893,145.41	0.00	10,742,834,117.01	4,938,419,982.82	4,824,163,181.77	848,853,926.93	0.00	16,365,197,926.51	0.00	1,546,893,882.99	105,591,843.89	0.00			
SOcial Protection for OFWs Enhanced PROGRAM		12,289,858,000.00	0.00	12,289,858,000.00	12,289,858,000.00	0.00	0.00	12,289,858,000.00	6,328,701,374.84	3,583,369,596.77	830,893,145.41	0.00	10,742,834,117.01	4,938,419,982.82	4,824,163,181.77	848,853,926.93	0.00	16,365,197,926.51	0.00	1,546,893,882.99	105,591,843.89	0.00			
Training and Scholarship Grant	310100100001000	32,923,000.00	0.00	32,923,000.00	32,923,000.00	0.00	0.00	32,923,000.00	8,737,012.25	6,855,478.12	3,276,439.49	0.00	21,898,930.86	6,794,368.12	8,868,123.25	6,267,732.26	0.00	21,880,223.93	0.00	11,254,069.14	8,707.23	0.00			
PS		32,923,000.00	0.00	32,923,000.00	32,923,000.00	0.00	0.00	32,923,000.00	8,737,012.25	6,855,478.12	3,276,439.49	0.00	21,898,930.86	6,794,368.12	8,868,123.25	6,267,732.26	0.00	21,880,223.93	0.00	11,254,069.14	8,707.23	0.00			
Welfare Services	310100100002000	12,195,248,000.00	0.00	12,195,248,000.00	12,195,248,000.00	0.00	0.00	12,195,248,000.00	8,309,582,557.11	3,556,539,480.78	812,236,153.10	0.00	10,680,358,181.00	4,947,396,405.11	4,793,254,905.58	828,221,004.76	0.00	16,297,458,170.25	0.00	1,514,888,803.00	105,483,875.55	0.00			
PS		583,148,000.00	0.00	583,148,000.00	583,148,000.00	0.00	0.00	583,148,000.00	207,471,161.24	178,212,894.88	152,381,421.01	0.00	538,075,357.94	135,094,431.24	236,843,754.57	150,941,850.00	0.00	1,094,917,033.55	0.00	457,813,898.00	12,290,524.31	0.00			
MOOE		11,612,100,000.00	0.00	11,612,100,000.00	11,612,100,000.00	0.00	0.00	11,612,100,000.00	6,102,111,395.87	3,380,526,576.10	659,844,732.09	0.00	10,144,462,694.06	4,812,391,974.87	4,556,413,151.01	677,227,054.67	0.00	16,199,290,478.75	0.00	1,459,817,185.94	93,203,324.31	0.00			
Membership Promotion	310100100003000	61,887,000.00	0.00	61,887,000.00	61,887,000.00	0.00	0.00	61,887,000.00	14,361,805.47	18,174,938.88	12,380,552.82	0.00	49,368,395.15	12,316,269.39	16,236,152.94	12,371,191.81	0.00	49,368,395.15	0.00	20,750,004.85	9,369.91	0.00			
PS		61,887,000.00	0.00	61,887,000.00	61,887,000.00	0.00	0.00	61,887,000.00	14,361,805.47	18,174,938.88	12,380,552.82	0.00	49,368,395.15	12,316,269.39	16,236,152.94	12,371,191.81	0.00	49,368,395.15	0.00	20,750,004.85	9,369.91	0.00			





Department : Department of Labor and Employment (DOLE)  
 Agency/Entity : Overseas Workers Welfare Administration  
 Operating Unit : Central Office  
 Organization Code (UACS) : 16 010 0100000  
 Fund Cluster : 01 Regular Agency Fund  
 (e.g. UACS Fund Cluster: 01-Regular Agency Fund, 02-Foreign Assisted Projects Fund, 03-Special Account-Locally Funded/Domestic Grants Fund, and 04-Special Account-Foreign Assisted/Foreign Grants Fund)

X	Current Year Appropriations
	Supplemental Appropriations
	Continuing Appropriations

Particulars	UACS CODE	Appropriations					Current Year Obligations									Current Year Disbursements				Balances				
		Authorized Appropriations	Adjustments (Transfers From, Modifications/Augmentations)	Adjusted Appropriations	Allotments Received	Adjustments (Reductions, Modifications/Augmentations)	Transfer To	Transfer From	Adjusted Total Allotments	1st Quarter Ending March 31	2nd Quarter Ending June 30	3rd Quarter Ending Sept. 30	4th Quarter Ending Dec. 31	TOTAL	1st Quarter Ending March 31	2nd Quarter Ending June 30	3rd Quarter Ending Sept. 30	4th Quarter Ending Dec. 31	TOTAL	Unreleased Appro	Unobligated Allotments	Unpaid Obligations (15-20)=(23+24)		
																						10=[(8+(-)-7)-8+9]	11	12
FinEx		1,724,000.00	0.00	1,724,000.00	1,724,000.00	0.00	0.00	0.00	1,724,000.00	869,936.30	542,697.28	179,164.41	0.00	1,882,000.00	590,614.31	797,674.24	19,5823.87	0.00	1,575,312.52	0.00	32,000.00	116,887.48	0.00	0.00
CO		20,955,000.00	0.00	20,955,000.00	20,955,000.00	0.00	0.00	0.00	20,955,000.00	4,541,650.28	6,444,532.27	14,029,029.90	0.00	24,999,413.00	4,030,900.00	6,737,933.10	5,701,633.39	0.00	10,517,786.48	0.00	1,059,187.00	6,478,044.31	0.00	0.00
Recapitulation by OO																								
I Agency Specific Budget		12,289,858,000.00	0.00	12,289,858,000.00	12,289,858,000.00	0.00	0.00	0.00	12,289,858,000.00	6,328,701,374.58	3,563,369,596.77	939,893,145.41	0.00	10,742,954,117.01	4,916,419,062.62	4,824,193,191.77	846,851,928.63	0.00	10,637,462,173.32	0.00	1,546,933,882.99	105,501,943.69	0.00	0.00
SOCIAL PROTECTION AND WELFARE FOR OFWs PROGRAM		12,289,858,000.00	0.00	12,289,858,000.00	12,289,858,000.00	0.00	0.00	0.00	12,289,858,000.00	6,328,701,374.58	3,563,369,596.77	939,893,145.41	0.00	10,742,954,117.01	4,916,419,062.62	4,824,193,191.77	846,851,928.63	0.00	10,637,462,173.32	0.00	1,546,933,882.99	105,501,943.69	0.00	0.00

Certified Correct:  
  
 ARDEN B. MASDO  
 OIC, Budget Division  
 Date: 2022-10-23 09:43:23

Certified Correct:  
  
 MARI GIEZI LANUZA  
 OIC, Accounting Division  
 Date: 2022-10-23 09:43:23

Recommending Approval:  
  
 HERMINGILDO D. MENDOZA  
 Director II, FMS  
 Date: 2022-10-23 09:59:53

Approved By:  
  
 ARNELO A. IGNACIO  
 Administrator  
 Date: 2022-10-23 10:04:01