


SUMMARY OF APPROVED BUDGET, UTILIZATIONS, DISBURSEMENTS & BALANCES BY OBJECT OF EXPENDITURES  
As of the Quarter Ending December 31, 2020


Department: DEPARTMENT OF LABOR AND EMPLOYMENT  
Agency: OVERSEAS WORKERS WELFARE ADMINISTRATION  
Operating Unit: CENTRAL OFFICE  
Organization Code: 16 810 0100000  
Fund Cluster: 05-206445


Authorization : Continuing Appropriation


1506833195

PARTICULARS	APPROVED BUDGET			UTILIZATIONS					DISBURSEMENTS					BALANCES		
	APPROVED BUDGETED REVENUE	ADJUSTMENTS (Additions, Reductions, Realignments)	ADJUSTED BUDGETED REVENUE	1st Quarter Ending March 31	2nd Quarter Ending June 30	3rd Quarter Ending September 30	4th Quarter Ending December 31	TOTAL	1st Quarter Ending March 31	2nd Quarter Ending June 30	3rd Quarter Ending September 30	4th Quarter Ending December 31	TOTAL	UNUTILIZED BUDGET	UNPAID UTILIZATIONS (10-15)= (17+18)	
															Due and Demandable / Accounts Payable	Not Yet Due and Demandable
1	3	4	5=(3+(-)4)	6	7	8	9	10=(6+7+8+9)	11	12	13	14	15=(11+12+13+14)	16=(5-10)	17	18
<b>I. Agency Approved Budget (OWWA FUND)</b>																
<b>MAINTENANCE &amp; OTHER OPERATING EXPENSES</b>																
Other Maintenance and Operating Expenses	829,348,950.97	1,666,151,030.58	2,495,499,981.55	141,568,793.65	953,897,948.23	(36,900,153.15)	501,197,409.64	1,559,763,998.37	37,606,062.22	707,914,693.91	4,514,045.80	756,798,393.52	1,506,833,195.45	935,735,983.18	52,930,802.92	-
Other Maintenance and Operating Expenses	829,348,950.97	1,666,151,030.58	2,495,499,981.55	141,568,793.65	953,897,948.23	(36,900,153.15)	501,197,409.64	1,559,763,998.37	37,606,062.22	707,914,693.91	4,514,045.80	756,798,393.52	1,506,833,195.45	935,735,983.18	52,930,802.92	-
<b>TOTAL MOOE</b>	<b>829,348,950.97</b>	<b>1,666,151,030.58</b>	<b>2,495,499,981.55</b>	<b>141,568,793.65</b>	<b>953,897,948.23</b>	<b>(36,900,153.15)</b>	<b>501,197,409.64</b>	<b>1,559,763,998.37</b>	<b>37,606,062.22</b>	<b>707,914,693.91</b>	<b>4,514,045.80</b>	<b>756,798,393.52</b>	<b>1,506,833,195.45</b>	<b>935,735,983.18</b>	<b>52,930,802.92</b>	<b>-</b>
<b>CAPITAL OUTLAY</b>																
Buildings & Other Structures	22,600,000.00		22,600,000.00	-	-	-	-	-	-	-	-	-	-	22,600,000.00	-	-
Buildings	22,600,000.00		22,600,000.00	-	-	-	-	-	-	-	-	-	-	22,600,000.00	-	-
Machinery & Equipment	793,799.00		793,799.00	-	-	-	-	-	-	-	-	-	-	793,799.00	-	-
Information & Communication Technology Equipment	793,799.00		793,799.00	-	-	-	-	-	-	-	-	-	-	793,799.00	-	-
Information & Communication Technology Equipment	793,799.00		793,799.00	-	-	-	-	-	-	-	-	-	-	793,799.00	-	-
<b>TOTAL CAPITAL OUTLAY</b>	<b>23,393,799.00</b>		<b>23,393,799.00</b>											<b>23,393,799.00</b>		
<b>GRAND TOTAL</b>	<b>852,742,749.97</b>	<b>1,666,151,030.58</b>	<b>2,518,893,780.55</b>	<b>141,568,793.65</b>	<b>953,897,948.23</b>	<b>(36,900,153.15)</b>	<b>501,197,409.64</b>	<b>1,559,763,998.37</b>	<b>37,606,062.22</b>	<b>707,914,693.91</b>	<b>4,514,045.80</b>	<b>756,798,393.52</b>	<b>1,506,833,195.45</b>	<b>959,129,782.18</b>	<b>52,930,802.92</b>	<b>-</b>

Certified Correct:  
  
JUDITH G. SANTOS  
Budget Officer  
Date: \_\_\_\_\_

Certified Correct:  
  
KAREN JOY B. PADUYAO  
Chief Accountant  
Date: \_\_\_\_\_

Recommended By:  
  
HERMINIGILDO D. MENDOZA  
Director, FMS  
Date: \_\_\_\_\_

Approved By:  
  
HANS LEON C. CADAC  
Administrator  
Date: \_\_\_\_\_