

STATEMENT OF APPROPRIATIONS, ALLOTMENTS, OBLIGATIONS, DISBURSEMENTS AND BALANCES

As at the Quarter Ending December 31, 2021

Department: Department of Labor and Employment (DOLE)  
 Agency: Overseas Workers Welfare Administration  
 Operating Unit: Central Office  
 Organization Code (UACS): 16 010 0100000  
 Fund Cluster: 01 Regular Agency Fund  
 (e.g. UACS Fund Cluster: 01-Regular Agency Fund, 02-Foreign Assisted Projects Fund, 03-Special Account-Locally Funded/Domestic Grants Fund, and 04-Special Account-Foreign Assisted/Foreign Grants Fund)


	Current Year Appropriations
	Supplemental Appropriations
X	Continuing Appropriations


Particulars	UACS CODE	Appropriations				Allotments				Current Year Obligations					Current Year Disbursements					Balances			
		Authorized Appropriations	Adjustments (Transfer To/From, Realignment)	Adjusted Appropriations	Allotments Received	Adjustments (Withdrawal, Realignment)	Transfer To	Transfer From	Adjusted Total Allotments	1st Quarter Ending March 31	2nd Quarter Ending June 30	3rd Quarter Ending Sept. 30	4th Quarter Ending Dec. 31	TOTAL	1st Quarter Ending March 31	2nd Quarter Ending June 30	3rd Quarter Ending Sept. 30	4th Quarter Ending Dec. 31	TOTAL	Unreleased Appro	Unobligated	Unpaid Obligations	
		3	4	5=(3+4)	6	7	8	9	10=(6+(7)-8+9)	11	12	13	14	15=(11+12+13+14)	16	17	18	19	20=(16+17+18+19)	21=(5-10)	22=(10-15)	23	24
I. Continuing Appropriations		5,093,524,454.33	(12,500.00)	5,093,511,954.33	5,093,524,454.33	(12,500.00)	0.00	0.00	5,093,511,954.33	6,606,213.05	2,447,851,715.11	2,556,575,004.91	396,608.61	5,013,342,541.68	6,489,793.68	1,654,018,110.80	3,325,644,899.54	85,100.00	4,966,237,904.02	0.00	80,168,412.65	27,104,637.66	0.00
I. Agency Specific Budget		98,001,130.39	(12,500.00)	97,988,630.39	98,001,130.39	(12,500.00)	0.00	0.00	97,988,630.39	6,606,213.05	11,184,533.40	0.00	29,500.00	17,823,246.45	6,489,793.68	3,902,213.29	5,121,123.46	85,100.00	15,568,230.43	0.00	80,165,383.94	2,225,016.02	0.00
General Administration and Support	1000000000000000	22,265,918.78	(12,500.00)	22,253,418.78	22,265,918.78	(12,500.00)	0.00	0.00	22,253,418.78	6,423,065.63	10,846,254.40	0.00	29,500.00	17,298,820.03	6,361,180.55	3,506,400.00	5,121,123.46	85,100.00	15,073,804.01	0.00	4,954,586.75	2,225,016.02	0.00
General Management and Supervision	100000100001000	22,028,543.31	(12,500.00)	22,016,043.31	22,028,543.31	(12,500.00)	0.00	0.00	22,016,043.31	6,423,065.63	10,846,254.40	0.00	29,500.00	17,298,820.03	6,361,180.55	3,506,400.00	5,121,123.46	85,100.00	15,073,804.01	0.00	4,717,223.28	2,225,016.02	0.00
PS		6,511,798.86	(12,500.00)	6,499,298.86	6,511,798.86	(12,500.00)	0.00	0.00	6,499,298.86	1,853,541.66	3,000.00	0.00	29,500.00	1,896,041.66	1,851,654.56	3,000.00	0.00	29,500.00	1,884,154.56	0.00	4,613,257.20	1,887.10	0.00
MOOE		15,516,744.45	0.00	15,516,744.45	15,516,744.45	0.00	0.00	0.00	15,516,744.45	4,569,523.97	10,843,254.40	0.00	0.00	15,412,778.37	4,509,525.99	3,503,400.00	5,121,123.46	55,600.00	13,189,649.45	0.00	103,866.08	2,223,126.52	0.00
Administration of Personnel Benefits	100000100002000	237,375.47	0.00	237,375.47	237,375.47	0.00	0.00	0.00	237,375.47	0.00	0.00	0.00	0.00	0.00	0.00	0.00	0.00	0.00	0.00	0.00	237,375.47	0.00	0.00
PS		237,375.47	0.00	237,375.47	237,375.47	0.00	0.00	0.00	237,375.47	0.00	0.00	0.00	0.00	0.00	0.00	0.00	0.00	0.00	0.00	0.00	237,375.47	0.00	0.00
Sub-Total, General Administration and Support		22,265,918.78	(12,500.00)	22,253,418.78	22,265,918.78	(12,500.00)	0.00	0.00	22,253,418.78	6,423,065.63	10,846,254.40	0.00	29,500.00	17,298,820.03	6,361,180.55	3,506,400.00	5,121,123.46	85,100.00	15,073,804.01	0.00	4,954,586.75	2,225,016.02	0.00
PS		6,749,174.33	(12,500.00)	6,736,674.33	6,749,174.33	(12,500.00)	0.00	0.00	6,736,674.33	1,853,541.66	3,000.00	0.00	29,500.00	1,896,041.66	1,851,654.56	3,000.00	0.00	29,500.00	1,884,154.56	0.00	4,850,632.67	1,887.10	0.00
MOOE		15,516,744.45	0.00	15,516,744.45	15,516,744.45	0.00	0.00	0.00	15,516,744.45	4,569,523.97	10,843,254.40	0.00	0.00	15,412,778.37	4,509,525.99	3,503,400.00	5,121,123.46	55,600.00	13,189,649.45	0.00	103,866.08	2,223,126.52	0.00
FinEx (if Applicable)		0.00	0.00	0.00	0.00	0.00	0.00	0.00	0.00	0.00	0.00	0.00	0.00	0.00	0.00	0.00	0.00	0.00	0.00	0.00	0.00	0.00	0.00
CO		0.00	0.00	0.00	0.00	0.00	0.00	0.00	0.00	0.00	0.00	0.00	0.00	0.00	0.00	0.00	0.00	0.00	0.00	0.00	0.00	0.00	0.00
Operations	3000000000000000	75,735,211.61	0.00	75,735,211.61	75,735,211.61	0.00	0.00	0.00	75,735,211.61	186,147.42	338,279.00	0.00	0.00	524,426.42	128,613.13	395,813.29	0.00	0.00	524,426.42	0.00	75,210,785.19	0.00	0.00
OO Social Protection for OFWs Enhanced		75,735,211.61	0.00	75,735,211.61	75,735,211.61	0.00	0.00	0.00	75,735,211.61	186,147.42	338,279.00	0.00	0.00	524,426.42	128,613.13	395,813.29	0.00	0.00	524,426.42	0.00	75,210,785.19	0.00	0.00
SOCIAL PROTECTION AND WELFARE FOR OFWs PROGRAM		75,735,211.61	0.00	75,735,211.61	75,735,211.61	0.00	0.00	0.00	75,735,211.61	186,147.42	338,279.00	0.00	0.00	524,426.42	128,613.13	395,813.29	0.00	0.00	524,426.42	0.00	75,210,785.19	0.00	0.00
Training and Scholarship Grant	310100100001000	446,723.35	0.00	446,723.35	446,723.35	0.00	0.00	0.00	446,723.35	48,990.55	0.00	0.00	0.00	48,990.55	48,990.55	0.00	0.00	0.00	48,990.55	0.00	397,732.80	0.00	0.00
PS		446,723.35	0.00	446,723.35	446,723.35	0.00	0.00	0.00	446,723.35	48,990.55	0.00	0.00	0.00	48,990.55	48,990.55	0.00	0.00	0.00	48,990.55	0.00	397,732.80	0.00	0.00
Welfare Services	310100100002000	74,866,185.26	0.00	74,866,185.26	74,866,185.26	0.00	0.00	0.00	74,866,185.26	137,156.87	338,279.00	0.00	0.00	475,435.87	76,822.58	395,813.29	0.00	0.00	475,435.87	0.00	74,390,749.39	0.00	0.00
PS		74,866,292.73	0.00	74,866,292.73	74,866,292.73	0.00	0.00	0.00	74,866,292.73	137,156.87	338,279.00	0.00	0.00	475,435.87	76,822.58	395,813.29	0.00	0.00	475,435.87	0.00	74,389,856.86	0.00	0.00
MOOE		5,892.53	0.00	5,892.53	5,892.53	0.00	0.00	0.00	5,892.53	0.00	0.00	0.00	0.00	0.00	0.00	0.00	0.00	0.00	0.00	0.00	5,892.53	0.00	0.00
Membership Promotion	310100100003000	422,303.00	0.00	422,303.00	422,303.00	0.00	0.00	0.00	422,303.00	0.00	0.00	0.00	0.00	0.00	0.00	0.00	0.00	0.00	0.00	0.00	422,303.00	0.00	0.00
PS		422,303.00	0.00	422,303.00	422,303.00	0.00	0.00	0.00	422,303.00	0.00	0.00	0.00	0.00	0.00	0.00	0.00	0.00	0.00	0.00	0.00	422,303.00	0.00	0.00


Department: Department of Labor and Employment (DOLE)  
 Agency: Overseas Workers Welfare Administration  
 Operating Unit: Central Office  
 Organization Code (UACS) : 16 010 0100000  
 Fund Cluster: 01 Regular Agency Fund  
 (e.g. UACS Fund Cluster: 01-Regular Agency Fund, 02-Foreign Assisted Projects Fund, 03-Special Account-Locally Funded/Domestic Grants Fund, and 04-Special Account-Foreign Assisted/Foreign Grants Fund)

	Current Year Appropriations
	Supplemental Appropriations
X	Continuing Appropriations

Particulars	UACS CODE	Appropriations				Allotments				Current Year Obligations					Current Year Disbursements					Balances				
		Authorized Appropriations	Adjustments (Transfer To/From, Realignment)	Adjusted Appropriations	Allotments Received	Adjustments (Withdrawal, Realignment)	Transfer To	Transfer From	Adjusted Total Allotments	1st Quarter Ending March 31	2nd Quarter Ending June 30	3rd Quarter Ending Sept. 30	4th Quarter Ending Dec. 31	TOTAL	1st Quarter Ending March 31	2nd Quarter Ending June 30	3rd Quarter Ending Sept. 30	4th Quarter Ending Dec. 31	TOTAL	Unreleased Appro	Unobligated Allotments	Unpaid Obligations		
		3	4	5=(3+4)	6	7	8	9	10=(8+(-7)+9)	11	12	13	14	15=(11+12+13+14)	16	17	18	19	20=(16+17+18+19)	21=(5-10)	22=(10-15)	23	24	
Sub-Total, Operations		75,725,211.61	0.00	75,725,211.61	75,725,211.61	0.00	0.00	0.00	75,725,211.61	186,147.42	338,278.00	0.00	0.00	524,426.42	128,613.13	395,813.29	0.00	0.00	524,426.42	0.00	75,210,785.19	0.00	0.00	
PS		75,729,318.08	0.00	75,729,318.08	75,729,318.08	0.00	0.00	0.00	75,729,318.08	186,147.42	338,278.00	0.00	0.00	524,426.42	128,613.13	395,813.29	0.00	0.00	524,426.42	0.00	75,204,882.66	0.00	0.00	
MOOE		5,882.53	0.00	5,882.53	5,882.53	0.00	0.00	0.00	5,882.53	0.00	0.00	0.00	0.00	0.00	0.00	0.00	0.00	0.00	0.00	0.00	5,882.53	0.00	0.00	
FinEx (if Applicable)		0.00	0.00	0.00	0.00	0.00	0.00	0.00	0.00	0.00	0.00	0.00	0.00	0.00	0.00	0.00	0.00	0.00	0.00	0.00	0.00	0.00	0.00	
CO		0.00	0.00	0.00	0.00	0.00	0.00	0.00	0.00	0.00	0.00	0.00	0.00	0.00	0.00	0.00	0.00	0.00	0.00	0.00	0.00	0.00	0.00	
II. Special Purpose Fund		4,995,523,323.94	0.00	4,995,523,323.94	4,995,523,323.94	0.00	0.00	0.00	4,995,523,323.94	0.00	2,436,867,181.71	2,558,575,004.91	277,108.61	4,995,519,295.23	0.00	1,650,115,897.51	3,320,523,776.08	0.00	4,970,639,673.59	0.00	4,028.71	24,878,621.64	0.00	0.00
General Administration and Support	10000000000000	0.36	0.00	0.36	0.36	0.00	0.00	0.00	0.36	0.00	0.00	0.00	0.00	0.00	0.00	0.00	0.00	0.00	0.00	0.00	0.36	0.00	0.00	
General Management and Supervision	100000100001000	0.36	0.00	0.36	0.36	0.00	0.00	0.00	0.36	0.00	0.00	0.00	0.00	0.00	0.00	0.00	0.00	0.00	0.00	0.00	0.36	0.00	0.00	
PS		0.36	0.00	0.36	0.36	0.00	0.00	0.00	0.36	0.00	0.00	0.00	0.00	0.00	0.00	0.00	0.00	0.00	0.00	0.00	0.36	0.00	0.00	
Sub-Total, General Administration and Support		0.36	0.00	0.36	0.36	0.00	0.00	0.00	0.36	0.00	0.00	0.00	0.00	0.00	0.00	0.00	0.00	0.00	0.00	0.00	0.36	0.00	0.00	
PS		0.36	0.00	0.36	0.36	0.00	0.00	0.00	0.36	0.00	0.00	0.00	0.00	0.00	0.00	0.00	0.00	0.00	0.00	0.00	0.36	0.00	0.00	
MOOE		0.00	0.00	0.00	0.00	0.00	0.00	0.00	0.00	0.00	0.00	0.00	0.00	0.00	0.00	0.00	0.00	0.00	0.00	0.00	0.00	0.00	0.00	
FinEx (if Applicable)		0.00	0.00	0.00	0.00	0.00	0.00	0.00	0.00	0.00	0.00	0.00	0.00	0.00	0.00	0.00	0.00	0.00	0.00	0.00	0.00	0.00	0.00	
CO		0.00	0.00	0.00	0.00	0.00	0.00	0.00	0.00	0.00	0.00	0.00	0.00	0.00	0.00	0.00	0.00	0.00	0.00	0.00	0.00	0.00	0.00	
Operations	30000000000000	4,995,523,323.58	0.00	4,995,523,323.58	4,995,523,323.58	0.00	0.00	0.00	4,995,523,323.58	0.00	2,436,867,181.71	2,558,575,004.91	277,108.61	4,995,519,295.23	0.00	1,650,115,897.51	3,320,523,776.08	0.00	4,970,639,673.59	0.00	4,028.35	24,878,621.64	0.00	0.00
OO - Social Protection for OFWs Enhanced		4,995,523,323.58	0.00	4,995,523,323.58	4,995,523,323.58	0.00	0.00	0.00	4,995,523,323.58	0.00	2,436,867,181.71	2,558,575,004.91	277,108.61	4,995,519,295.23	0.00	1,650,115,897.51	3,320,523,776.08	0.00	4,970,639,673.59	0.00	4,028.35	24,878,621.64	0.00	0.00
SOCIAL PROTECTION AND WELFARE FOR OFWs PROGRAM		4,995,523,323.58	0.00	4,995,523,323.58	4,995,523,323.58	0.00	0.00	0.00	4,995,523,323.58	0.00	2,436,867,181.71	2,558,575,004.91	277,108.61	4,995,519,295.23	0.00	1,650,115,897.51	3,320,523,776.08	0.00	4,970,639,673.59	0.00	4,028.35	24,878,621.64	0.00	0.00
Welfare Services	310100100002000	4,995,523,323.58	0.00	4,995,523,323.58	4,995,523,323.58	0.00	0.00	0.00	4,995,523,323.58	0.00	2,436,867,181.71	2,558,575,004.91	277,108.61	4,995,519,295.23	0.00	1,650,115,897.51	3,320,523,776.08	0.00	4,970,639,673.59	0.00	4,028.35	24,878,621.64	0.00	0.00
MOOE		4,995,523,323.58	0.00	4,995,523,323.58	4,995,523,323.58	0.00	0.00	0.00	4,995,523,323.58	0.00	2,436,867,181.71	2,558,575,004.91	277,108.61	4,995,519,295.23	0.00	1,650,115,897.51	3,320,523,776.08	0.00	4,970,639,673.59	0.00	4,028.35	24,878,621.64	0.00	0.00
Sub-Total, Operations		4,995,523,323.58	0.00	4,995,523,323.58	4,995,523,323.58	0.00	0.00	0.00	4,995,523,323.58	0.00	2,436,867,181.71	2,558,575,004.91	277,108.61	4,995,519,295.23	0.00	1,650,115,897.51	3,320,523,776.08	0.00	4,970,639,673.59	0.00	4,028.35	24,878,621.64	0.00	0.00
PS		0.00	0.00	0.00	0.00	0.00	0.00	0.00	0.00	0.00	0.00	0.00	0.00	0.00	0.00	0.00	0.00	0.00	0.00	0.00	0.00	0.00	0.00	
MOOE		4,995,523,323.58	0.00	4,995,523,323.58	4,995,523,323.58	0.00	0.00	0.00	4,995,523,323.58	0.00	2,436,867,181.71	2,558,575,004.91	277,108.61	4,995,519,295.23	0.00	1,650,115,897.51	3,320,523,776.08	0.00	4,970,639,673.59	0.00	4,028.35	24,878,621.64	0.00	0.00
FinEx (if Applicable)		0.00	0.00	0.00	0.00	0.00	0.00	0.00	0.00	0.00	0.00	0.00	0.00	0.00	0.00	0.00	0.00	0.00	0.00	0.00	0.00	0.00	0.00	
CO		0.00	0.00	0.00	0.00	0.00	0.00	0.00	0.00	0.00	0.00	0.00	0.00	0.00	0.00	0.00	0.00	0.00	0.00	0.00	0.00	0.00	0.00	
GRAND TOTAL		5,083,524,454.33	(12,500.00)	5,083,511,954.33	5,083,524,454.33	(12,500.00)	0.00	0.00	5,083,511,954.33	6,609,213.05	2,447,851,715.11	2,558,575,004.91	306,908.61	5,013,342,541.68	6,489,763.66	1,854,018,110.80	3,325,644,899.54	85,100.00	4,986,237,904.02	0.00	80,169,412.05	27,104,637.66	0.00	0.00
PS		82,478,493.77	(12,500.00)	82,465,993.77	82,478,493.77	(12,500.00)	0.00	0.00	82,465,993.77	2,038,888.08	341,278.00	0.00	29,500.00	2,410,468.08	1,980,267.89	398,813.29	0.00	29,500.00	2,408,580.98	0.00	80,955,525.89	1,887.10	0.00	
MOOE		5,011,045,960.56	0.00	5,011,045,960.56	5,011,045,960.56	0.00	0.00	0.00	5,011,045,960.56	4,569,523.87	2,447,510,438.11	2,558,575,004.91	277,108.61	5,010,932,073.60	4,569,525.99	1,853,619,297.51	3,325,644,899.54	85,000.00	4,983,829,323.04	0.00	113,886.96	27,102,750.56	0.00	0.00
FinEx (if Applicable)		0.00	0.00	0.00	0.00	0.00	0.00	0.00	0.00	0.00	0.00	0.00	0.00	0.00	0.00	0.00	0.00	0.00	0.00	0.00	0.00	0.00	0.00	
CO		0.00	0.00	0.00	0.00	0.00	0.00	0.00	0.00	0.00	0.00	0.00	0.00	0.00	0.00	0.00	0.00	0.00	0.00	0.00	0.00	0.00	0.00	

Certified Correct:  
  
JUDITH G. SANTOS  
Chief, Budget Division  
Date: 2022-01-31 20:50:27

Certified Correct:  
  
KAREN JOY B. PADDAYAO  
Chief, Accounting Division  
Date: 2022-01-31 20:50:27

Recommending Approval:  
  
HERMINGILOO D. MENDOZA  
Director II, FMS  
Date: 2022-01-31 20:58:50

Approved By:  
  
HANS LEO J. CACDAC  
Administrator  
Date: 2022-01-31 21:12:39