




PARTICULARS	APPROVED BUDGETED REVENUE	ADJUSTMENTS (Additions, Reductions, Realignments)	ADJUSTED BUDGETED REVENUE	ALLOTMENTS RECEIVED	ADJUSTMENTS (Additions, Reductions, Realignments)	ADJUSTED TOTAL ALLOTMENTS	CURRENT YEAR OBLIGATIONS				TOTAL	CURRENT YEAR DISBURSEMENTS				TOTAL	UNOBLIGATED ALLOTMENTS	BALANCES	
							1st Quarter Ending March 31	2nd Quarter Ending June 30	3rd Quarter Ending September 30	4th Quarter Ending December 31		1st Quarter Ending March 31	2nd Quarter Ending June 30	3rd Quarter Ending September 30	4th Quarter Ending December 31			TOTAL	PAID OBLIGATION
CAPITAL OUTLAY																			
Property Plant & Equipment Outlay																			
a. Land and Building Outlay																			
- Building																			
b. Transportation & Equipment Outlay																			
- Motor Vehicle																			
c. Office Equipment																			
d. Furniture & Fixtures																			
TOTAL CAPITAL OUTLAY																			
II. AUTOMATIC APPROPRIATIONS	4,184,591.56	1,063,960.00	5,248,551.56	4,184,591.56	1,063,960.00	5,248,551.56	5,248,551.50	-	-	5,248,551.50	5,248,551.50	-	-	5,248,551.50	0.06				
Retirement and the Insurance Premiums	4,184,591.56	1,063,960.00	5,248,551.56	4,184,591.56	1,063,960.00	5,248,551.56	5,248,551.50	-	-	5,248,551.50	5,248,551.50	-	-	5,248,551.50	0.06				
III. SPECIAL PURPOSE FUNDS	235,214.57	-	1,749,700,214.57	1,749,700,214.57	-	1,749,700,214.57	1,749,700,214.57	-	-	1,749,700,214.57	1,749,700,214.57	-	-	1,749,700,214.57	235,214.57				
Pension and Gratuity Fund																			
- Retirement Gratuity	235,214.57	-	235,214.57	235,214.57	-	235,214.57	235,214.57	-	-	235,214.57	235,214.57	-	-	235,214.57	235,214.57				
- Terminal Leave / Monetization	235,214.57	-	235,214.57	235,214.57	-	235,214.57	235,214.57	-	-	235,214.57	235,214.57	-	-	235,214.57	-				
- Monetization																			
MOR			1,749,465,000.00	1,749,465,000.00	-	1,749,465,000.00	1,749,465,000.00	-	-	1,749,465,000.00	1,749,465,000.00	-	-	1,749,465,000.00	-				
Financial Assistance Subsidy			1,749,465,000.00	1,749,465,000.00	-	1,749,465,000.00	1,749,465,000.00	-	-	1,749,465,000.00	1,749,465,000.00	-	-	1,749,465,000.00	-				
Subsidies Others																			
GRAND TOTAL	130,706,135.84	-	1,889,173,135.84	1,889,173,135.84	-	1,889,173,135.84	12,768,053.01	16,219,177.32	1,685,297,192.69	84,169,539.25	1,777,453,922.27	11,455,574.59	18,492,896.93	1,892,873,031.72	119,846,468.16	1,702,819,499.88	111,719,213.37	46,596,000.87	-

Certified Correct:

 JUDITH G. SANTOS
 Budget Officer
 Date: _____

Certified Correct:

 KAREN JOY B. PRODYAO
 Chief Accountant
 Date: _____

Recommended By:

 HERNALDO D. MENDOZA
 Director, FAS
 Date: _____

Approved By:

 HANS LEO J. CAUDIAC
 Administrator
 Date: _____