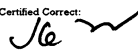



SUMMARY OF APPROVED BUDGET, UTILIZATIONS, DISBURSEMENTS AND BALANCES BY OBJECT OF EXPENDITURES
As of the Quarter Ending DECEMBER 31, 2020


Department: **DEPARTMENT OF LABOR AND EMPLOYMENT**
Agency: **OVERSEAS WORKERS WELFARE ADMINISTRATION**
Operating Unit: **CENTRAL OFFICE**
Organization Code (UACS): **160100100000**

Current Year Appropriation

PARTICULARS	APPROVED BUDGET			BUDGET UTILIZATION					DISBURSEMENTS					BALANCES		
	APPROVED BUDGETED REVENUE	ADJUSTMENTS (Additions, Reductions, Realignments)	ADJUSTED BUDGETED REVENUE	1st Quarter Ending March 31	2nd Quarter Ending June 30	3rd Quarter Ending September 30	4th Quarter Ending December 31	TOTAL	1st Quarter Ending March 31	2nd Quarter Ending June 30	3rd Quarter Ending September 30	4th Quarter Ending December 31	TOTAL	UNUTILIZED BUDGET	UNPAID UTILIZATIONS (10-15)= (17+18)	
															Due and Demandable / Accounts Payable	Not Yet Due and Demandable
1	3	4	5=[3+(-)4]			8	9	10=(6+7+8+9)	11	12	13	14	10=(11+12+13+14)	16=(5-10)	17	18
I. Agency Approved Budget (OWWA FUND)																
Internally Generated Income																
GENERAL ADMINISTRATION AND SUPPORT	14,434,934.40	-	14,434,934.40	2,872,208.76	2,629,501.14	592,268.43	2,156,916.04	8,250,894.37	-	5,501,709.90	592,268.43	2,156,916.04	8,250,894.37	6,184,040.03	-	-
General Management & Supervision																
MOOE	14,434,934.40	-	14,434,934.40	2,872,208.76	2,629,501.14	592,268.43	2,156,916.04	8,250,894.37		5,501,709.90	592,268.43	2,156,916.04	8,250,894.37	6,184,040.03	-	-
OPERATIONS	2,193,124,313.40	481,951,166.00	2,593,124,313.40	709,199,725.50	241,777,275.34	473,716,709.40	899,476,116.92	1,805,713,416.96	258,858,939.74	303,655,845.96	223,964,626.73	971,739,306.04	1,758,218,718.47	787,410,896.44	47,494,698.49	0.00
Training and Scholarship Grant																
MOOE	517,950,000.00	340,435,500.00	858,385,500.00	93,265,810.08	49,160,317.05	177,486,242.17	144,529,185.35	464,441,554.65	17,223,841.97	18,998,027.01	39,256,375.54	371,458,611.63	446,936,856.15	393,943,945.35	17,504,698.50	
Welfare Services																
MOOE	1,597,784,113.40	81,951,166.00	1,679,735,279.40	599,208,416.94	188,544,200.94	145,764,121.01	372,692,289.19	1,306,209,028.08	238,512,136.79	268,079,087.17	180,597,693.90	589,030,110.23	1,276,219,028.09	373,526,251.32	29,989,999.99	
Membership Promotion																
MOOE	77,390,200.00	(22,386,666.00)	55,003,534.00	16,725,498.48	4,072,757.35	4,702,225.21	9,562,353.19	35,062,834.23	3,122,960.98	16,578,731.78	4,110,557.29	11,250,584.18	35,062,834.23	19,940,699.77	-	-
GRAND TOTAL	2,207,559,247.80	480,000,000.00	2,607,559,247.80	712,071,934.26	244,406,776.48	328,544,856.82	828,940,743.77	1,813,964,311.33	258,858,939.74	309,157,555.86	224,556,895.16	973,896,222.08	1,766,469,612.84	793,594,936.47	47,494,698.49	0.00
Maintenance and Other Operating Expenses	2,207,559,247.80	400,000,000.00	2,607,559,247.80	712,071,934.26	244,406,776.48	328,544,856.82	828,940,743.77	1,813,964,311.33	258,858,939.74	309,157,555.86	224,556,895.16	973,896,222.08	1,766,469,612.84	793,594,936.47	47,494,698.49	0.00
Financial Expenses (FE)	0.00	-	0.00	0.00	0.00	0.00	0.00	0.00	0.00	0.00	0.00	0.00	0.00	0.00	0.00	0.00
Capital Outlay	0.00	-	0.00	0.00	0.00	0.00	0.00	0.00	0.00	0.00	0.00	0.00	0.00	0.00	0.00	0.00

Certified Correct:

JUDITH G. SANTOS
Chief, Budget Division
Date: _____

Certified Correct:

KAREN JOY B. PAMBUYAN
Chief Accountant
Date: _____

Recommended By:

HERMINIGILDO D. MENDOZA
Director, FMS
Date: _____

Approved By:

HANS LEO J. CACHO
Administrator
Date: _____