


SUMMARY OF APPROVED BUDGET, UTILIZATIONS, DISBURSEMENTS AND BALANCES BY OBJECT OF EXPENDITURES
As of the Quarter Ending SEPTEMBER 30, 2020

Current Year Appropriation

Department: DEPARTMENT OF LABOR AND EMPLOYMENT
Agency: OVERSEAS WORKERS WELFARE ADMINISTRATION
Operating Unit: CENTRAL OFFICE
Organization Code (UACS): 160100100000

PARTICULARS	APPROVED BUDGETED REVENUE	ADJUSTMENTS (Additions, Reductions, Realignments)	ADJUSTED BUDGETED REVENUE	BUDGET UTILIZATION				DISBURSEMENTS				BALANCES					
				1st Quarter Ending March 31	2nd Quarter Ending June 30	3rd Quarter Ending September 30	4th Quarter Ending December 31	TOTAL	1st Quarter Ending March 31	2nd Quarter Ending June 30	3rd Quarter Ending September 30	4th Quarter Ending December 31	TOTAL	UNUTILIZED BUDGET	UNPAID UTILIZATIONS (17+18)	Due and Demandable / Accounts Payable	Not Yet Due and Demandable
1 Agency Approved Budget (OWWA FUND)																	
Internally Generated Income																	
GENERAL ADMINISTRATION AND SUPPORT	14,434,934.40	-	14,434,934.40	2,872,208.76	2,829,501.14	592,268.43	-	6,093,978.33	-	5,501,709.90	592,268.43	-	6,093,978.33	8,340,986.07	-	-	
General Management & Supervision	14,434,934.40	-	14,434,934.40	2,872,208.76	2,829,501.14	592,268.43	-	6,093,978.33	-	5,501,709.90	592,268.43	-	6,093,978.33	8,340,986.07	-	-	
MOOE																	
OPERATIONS	2,193,124,313.40	400,000,000.00	2,593,124,313.40	709,199,725.50	241,777,275.34	473,716,709.40	0.00	1,278,929,589.23	258,858,939.74	303,655,845.96	223,964,626.73	0.00	786,479,412.43	1,314,194,724.17	492,450,176.80		
Training and Scholarship Grant																	
MOOE	517,950,000.00	430,000,000.00	947,950,000.00	93,265,810.08	49,160,317.05	177,486,242.17	0.00	319,912,369.30	17,223,841.97	18,998,027.01	39,286,375.54	0.00	75,478,244.52	628,037,650.70	244,434,124.78		
Welfare Services	1,587,784,113.40	(30,000,000.00)	1,567,784,113.40	599,208,416.94	188,544,200.94	145,764,121.01	0.00	933,516,738.89	238,512,136.79	268,079,087.17	180,597,693.90	0.00	687,188,917.86	634,267,374.51	246,327,821.03		
Membership Promotion	77,390,200.00	-	77,390,200.00	16,725,498.48	4,072,757.35	4,702,225.21	0.00	25,500,481.04	3,122,960.98	16,578,731.78	4,110,557.29	0.00	23,812,250.05	51,889,718.96	1,688,230.99		
GRAND TOTAL	2,207,559,247.80	400,000,000.00	2,607,559,247.80	712,071,934.28	244,406,476.48	323,544,856.32	0.00	1,283,923,567.56	258,858,939.74	309,157,555.86	224,556,895.16	0.00	792,573,390.76	1,322,535,680.24	492,450,176.80		
Maintenance and Other Operating Expenses	2,207,559,247.80	400,000,000.00	2,607,559,247.80	712,071,934.28	244,406,476.48	323,544,856.32	0.00	1,283,923,567.56	258,858,939.74	309,157,555.86	224,556,895.16	0.00	792,573,390.76	1,322,535,680.24	492,450,176.80	0.00	
Financial Expenses (FD)	0.00	-	0.00	0.00	0.00	0.00	0.00	0.00	0.00	0.00	0.00	0.00	0.00	0.00	0.00	0.00	
Capital Outlay	0.00	-	0.00	0.00	0.00	0.00	0.00	0.00	0.00	0.00	0.00	0.00	0.00	0.00	0.00	0.00	

Certified Correct: 
Raymond S. Alarcon
Chief Budget Officer

Certified Correct: 
Raymond S. Alarcon
Chief Accountant

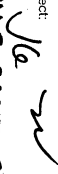
Received for: 
Herminio D. Mendoza
OIC, FWS

Approved by: 
Herminio D. Mendoza
Administrator


SUMMARY OF APPROVED BUDGET, UTILIZATIONS, DISBURSEMENTS AND BALANCES BY OBJECT OF EXPENDITURES
 (For Off-Budgetary Funds)
 As at the Quarter Ending September 30, 2020

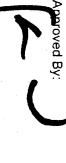
Department : Department of Labor and Employment (DOLE)
 Agency/Entity : Overseas Workers Welfare Administration
 Operating Unit : Central Office
 Organization Code : 16 010 010000
 Fund Cluster : 05 Internally Generated Funds
 (e.g. UACS Fund Cluster; 05-Internally Generated Funds and 06-Business Related Funds)

SUMMARY	PARTICULARS	UACS CODE	Approved Budget				Utilizations									Disbursements				Balances	
			Approved Budgeted Revenue	Adjustments (Revisions/ Modifications/ Augmentation)	Adjusted Budgeted Revenue	1st Quarter Ending March 31	2nd Quarter Ending June 30	3rd Quarter Ending Sept. 30	4th Quarter Ending Dec. 31	Total	1st Quarter Ending March 31	2nd Quarter Ending June 30	3rd Quarter Ending Sept. 30	4th Quarter Ending Dec. 31	TOTAL	Utilized Budget	Unpaid Obligations (10-15)+(17+18)	Not Yet Due and Unavailable			
A. AGENCY SPECIFIC BUDGET																					
	Maintenance and Other Operating Expenses	5021700000	2,207,529,247.80	400,000,000.00	2,007,529,247.80	712,071,533.26	244,406,776.46	328,544,656.82	0.00	1,285,023,967.56	258,859,939.74	300,157,555.86	224,556,805.16	0.00	782,573,300.76	1,322,535,660.24	462,450,176.80	0.00			
	General Services	50217596000	108,314,404.80	0.00	108,314,404.80	26,342,076.36	26,099,998.74	6,229,562.03	0.00	58,671,027.13	16,069,844.12	16,146,808.51	3,462,376.65	0.00	35,719,028.28	46,643,376.67	22,862,000.85	0.00			
	Other General Services	50217596999	108,314,404.80	0.00	108,314,404.80	26,342,076.36	26,099,998.74	6,229,562.03	0.00	58,671,027.13	16,069,844.12	16,146,808.51	3,462,376.65	0.00	35,719,028.28	46,643,376.67	22,862,000.85	0.00			
	Other Maintenance and Operating Expenses	50229900000	2,099,214,843.00	400,000,000.00	2,499,214,843.00	645,729,857.90	218,307,407.74	322,315,274.79	0.00	1,226,352,540.43	242,789,098.62	293,010,747.35	221,074,518.51	0.00	756,864,364.48	1,272,892,302.57	469,488,175.95	0.00			
	Other Maintenance and Operating Expenses	50229900999	2,099,214,843.00	400,000,000.00	2,499,214,843.00	645,729,857.90	218,307,407.74	322,315,274.79	0.00	1,226,352,540.43	242,789,098.62	293,010,747.35	221,074,518.51	0.00	756,864,364.48	1,272,892,302.57	469,488,175.95	0.00			
	GRAND TOTAL		2,207,529,247.80	400,000,000.00	2,007,529,247.80	712,071,533.26	244,406,776.46	328,544,656.82	0.00	1,285,023,967.56	258,859,939.74	300,157,555.86	224,556,805.16	0.00	782,573,300.76	1,322,535,660.24	492,450,176.80	0.00			

Certified Correct: 
JUDITH G. SANTOS

Certified Correct: 
KAREN JOY B. PADUAYAO
 Chief, Accounting Division

Recommending Approval: 
HERMINGILDO D. MENDOZA
 Date: Director II, FMS

Approved By: 
HANS LEO J. CACDAG
 Administrator

STATEMENT OF APPROVED BUDGET, UTILIZATIONS, DISBURSEMENTS AND BALANCES
As of the Quarter Ending SEPTEMBER 30, 2020

Department: DEPARTMENT OF LABOR AND EMPLOYMENT
Agency: OVERSEAS WORKERS WELFARE ADMINISTRATION
Operating Unit: GENERAL OFFICE
Organization Code: 16 010 010000
Fund Cluster: 05-20445

Authorization: Continuing Appropriation

PARTICULARS	APPROVED BUDGET				UTILIZATIONS				DISBURSEMENTS				UNUTILIZED BUDGET	BALANCES				
	APPROVED BUDGETED REVENUE	ADJUSTMENTS (Additions, Reductions, Realignments)	ADJUSTED UNOCCUPIED REVENUE	5=(3+(-4))	1st Quarter Ending March 31	2nd Quarter Ending June 30	3rd Quarter Ending September 30	4th Quarter Ending December 31	10=(6+7+8+9)	11 1st Quarter Ending March 31	12 2nd Quarter Ending June 30	13 3rd Quarter Ending September 30		14 4th Quarter Ending December 31	10=(11+12+13+14)	15=(5-10)	UNPAID UTILIZATIONS (10-15) = (17+18)	Due and Demandable / Accounts Payable
I. Agency Approved Budget (OWWA FUND)																		
GENERAL ADMINISTRATION AND SUPPORT	22,600,000.00	-	22,600,000.00	-	-	-	-	-	-	-	-	-	-	-	22,600,000.00	-	-	-
Capital Outlay	22,600,000.00	-	22,600,000.00	-	-	-	-	-	-	-	-	-	-	-	22,600,000.00	-	-	-
OPERATIONS	830,142,749.97	993,023,049.37	1,823,165,799.34	141,568,793.65	933,897,948.23	(36,900,153.15)	0.00	1,058,566,586.73	37,606,062.22	707,914,693.91	4,514,045.80	-	750,034,801.93	764,599,210.61	308,531,786.80			
Maintenance and Other Operating Expenses (MOOE)																		
Welfare Services	820,289,710.69	972,813,549.37	1,793,083,260.06	137,083,222.00	930,914,494.83	(36,900,153.15)	-	1,031,097,923.68	37,332,516.93	708,737,265.98	4,514,045.80	-	747,593,828.31	761,985,736.38	283,513,698.37			
Membership Promotion	9,079,240.28	20,209,500.00	29,288,740.28	4,485,571.65	22,985,493.40	-	-	27,489,065.05	273,545.29	2,177,428.33	-	-	2,450,973.82	1,819,675.23	25,018,991.43			
Capital Outlay	-	-	-	-	-	-	-	-	-	-	-	-	-	-	-	-	-	-
Membership Promotion	793,799.00	-	793,799.00	-	-	-	-	-	-	-	-	-	-	-	793,799.00	-	-	-
GRAND TOTAL	832,742,249.97	993,023,049.37	1,845,765,798.34	141,568,793.65	933,897,948.23	(36,900,153.15)	0.00	1,058,566,586.73	37,606,062.22	707,914,693.91	4,514,045.80	-	750,034,801.93	767,199,210.61	308,531,786.80			
Maintenance and Other Operating Expenses	829,348,950.97	993,023,049.37	1,822,372,000.34	141,568,793.65	933,897,948.23	(36,900,153.15)	-	1,058,566,586.73	37,606,062.22	707,914,693.91	4,514,045.80	-	750,034,801.93	761,805,411.61	308,531,786.80			
Capital Outlay	23,393,799.00	-	23,393,799.00	-	-	-	-	-	-	-	-	-	-	23,393,799.00	-	-	-	-

Certified Correct:

JUDITH G. SANTOS
Budget Officer
Date: _____

Certified Correct:

KAREN JOY B. PADUYAO
Chief Accountant
Date: _____

Recommended By:

HERMINIGILDO D. MENDOZA
Director, FMS
Date: _____

Approved By:


HANS LEO J. CASDOC
Administrator
Date: _____


SUMMARY OF APPROVED BUDGET, UTILIZATIONS, DISBURSEMENTS & BALANCES BY OBJECT OF EXPENDITURES
As of the Quarter Ending September 30, 2020


Authorization : Continuing Appropriation

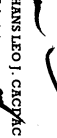
Department: DEPARTMENT OF LABOR AND EMPLOYMENT
Agency: OVERSEAS WORKERS WELFARE ADMINISTRATION
Operating Unit: CENTRAL OFFICE
Organization Code: 1-00-000000
Fund Cluster: 05-206449

PARTICULARS	APPROVED BUDGET	ADJUSTED BUDGETED REVENUE	UTILIZATIONS				DISBURSEMENTS				BALANCES						
			1st Quarter Ending March 31	2nd Quarter Ending June 30	3rd Quarter Ending September 30	4th Quarter Ending December 31	TOTAL	1st Quarter Ending March 31	2nd Quarter Ending June 30	3rd Quarter Ending September 30	4th Quarter Ending December 31	TOTAL	UNUTILIZED BUDGET	UNPAID UTILIZATIONS (17-18)	Due and Demandable / Accrual Expense	Not Yet Due and Demandable	
	3	4	5=13+(C)4	6	7	8	9	10=(6+7+8+9)	11	12	13	14	15=(11+12+13+14)	16=(5-10)	17	18	
I. Agency Approved Budget (OWWA FUND)																	
MAINTENANCE & OTHER OPERATING EXPENSES																	
Other Maintenance and Operating Expenses	829,348,950.97	993,023,048.37	1,822,372,000.34	141,588,793.65	953,897,948.23	68,900,153.15	-	1,058,566,588.73	37,606,062.22	707,914,693.91	4,514,065.80	-	750,034,801.93	763,805,411.61	-	-	308,531,786.80
Other Maintenance and Operating Expenses	829,348,950.97	993,023,048.37	1,822,372,000.34	141,588,793.65	953,897,948.23	68,900,153.15	-	1,058,566,588.73	37,606,062.22	707,914,693.91	4,514,065.80	-	750,034,801.93	763,805,411.61	-	-	308,531,786.80
TOTAL MOOE	829,348,950.97	993,023,048.37	1,822,372,000.34	141,588,793.65	953,897,948.23	68,900,153.15	-	1,058,566,588.73	37,606,062.22	707,914,693.91	4,514,065.80	-	750,034,801.93	763,805,411.61	-	-	308,531,786.80
CAPITAL OUTLAY																	
Buildings & Other Structures	22,600,000.00	-	22,600,000.00	-	-	-	-	-	-	-	-	-	-	22,600,000.00	-	-	-
Buildings	22,600,000.00	-	22,600,000.00	-	-	-	-	-	-	-	-	-	-	22,600,000.00	-	-	-
Machinery & Equipment	793,799.00	-	793,799.00	-	-	-	-	-	-	-	-	-	-	793,799.00	-	-	-
Information & Communication Technology Equipment	793,799.00	-	793,799.00	-	-	-	-	-	-	-	-	-	-	793,799.00	-	-	-
Information & Communication Technology Equipment	793,799.00	-	793,799.00	-	-	-	-	-	-	-	-	-	-	793,799.00	-	-	-
TOTAL CAPITAL OUTLAY	23,393,799.00	-	23,393,799.00	-	-	-	-	-	-	-	-	-	-	23,393,799.00	-	-	-
GRAND TOTAL	852,742,749.97	993,023,048.37	1,845,765,799.34	141,588,793.65	953,897,948.23	68,900,153.15	-	1,058,566,588.73	37,606,062.22	707,914,693.91	4,514,065.80	-	750,034,801.93	787,199,210.61	-	-	308,531,786.80

Certified Correct:

JUDITH G. SANTOS
Budget Officer
Date: _____

Certified Correct:

KAREN JOY B. PADOLINA
Chief Accountant
Date: _____

Recommended By:

HERMINIGILDO D. MANDOZA
Director, FMS
Date: _____

Approved By:

HANS LEO J. CACYAC
Administrator
Date: _____