

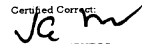
SUMMARY OF APPROVED BUDGET, UTILIZATIONS, DISBURSEMENTS AND BALANCES BY OBJECT OF EXPENDITURES


As of the Quarter Ending MARCH 31, 2029


Current Year Appropriation

Department: DEPARTMENT OF LABOR AND EMPLOYMENT
 Agency: OVERSEAS WORKERS WELFARE ADMINISTRATION
 Operating Unit: CENTRAL OFFICE
 Organization Code (UACS): 169100100000
 Fund Cluster: 05-206445

PARTICULARS	APPROVED BUDGET			BUDGET UTILIZATION					DISBURSEMENTS					BALANCES		
	APPROVED BUDGETED REVENUE	ADJUSTMENTS (Additions, Reductions, Realignments)	ADJUSTED BUDGETED REVENUE	1st Quarter Ending March 31	2nd Quarter Ending June 30	3rd Quarter Ending September 30	4th Quarter Ending December 31	TOTAL	1st Quarter Ending March 31	2nd Quarter Ending June 30	3rd Quarter Ending September 30	4th Quarter Ending December 31	TOTAL	UNUTILIZED BUDGET	UNPAID UTILIZATIONS (10-15)= (12+18)	
			5=[3+(-4)]			8	9	10=(6+7+8+9)	11	12	13	14	10=(11+12+13+14)	16=(5-10)	17	18
I. Agency Approved Budget (OWWA FUND)																
Internally Generated Income																
GENERAL ADMINISTRATION AND SUPPORT	14,434,934.40	-	14,434,934.40	2,872,208.76	-	-	-	2,872,208.76	-	-	-	-	-	11,562,725.64	-	2,872,208.76
General Management & Supervision																
MOOE	14,434,934.40	-	14,434,934.40	2,872,208.76				2,872,208.76						11,562,725.64		2,872,208.76
OPERATIONS	2,193,124,313.40	0.00	2,193,124,313.40	709,199,725.50	0.00	0.00	0.00	709,199,725.50	258,858,939.74	0.00	0.00	0.00	258,858,939.74	1,434,265,373.66	-	450,340,785.76
Training and Scholarship Grant																
MOOE	517,950,000.00		517,950,000.00	93,269,810.08				93,269,810.08	17,223,841.97					17,223,841.97		76,041,962.11
Welfare Services																
MOOE	1,597,784,113.40	0.00	1,597,784,113.40	599,208,416.94	0.00	0.00	0.00	599,208,416.94	238,512,136.79					238,512,136.79		360,696,280.15
Membership Promotion																
MOOE	77,390,200.00		77,390,200.00	16,725,498.48				16,725,498.48	3,122,960.98					3,122,960.98		13,602,537.50
GRAND TOTAL	2,207,559,247.80	0.00	2,207,559,247.80	712,071,934.26	0.00	0.00	0.00	712,071,934.26	258,858,939.74	0.00	0.00	0.00	258,858,939.74	1,495,487,313.54	-	453,212,994.52
Maintenance and Other Operating Expenses	2,207,559,247.80	0.00	2,207,559,247.80	712,071,934.26	0.00	0.00	0.00	712,071,934.26	258,858,939.74	0.00	0.00	0.00	258,858,939.74	1,495,487,313.54	0.00	-
Financial Expenses (FE)	0.00	-	0.00	0.00	0.00	0.00	0.00	0.00	0.00	0.00	0.00	0.00	-	-	-	-
Capital Outlay	0.00	-	0.00	0.00	0.00	0.00	0.00	0.00	0.00	0.00	0.00	0.00	-	0.00	-	-

Certified Correct:

 JUDITH G. SANTOS
 Budget Officer
 Date: _____

Certified Correct:

 FERNAN JOY B. PLADUTALO
 Chief Accountant
 Date: _____

Recommended By:

 HERMENEGLDO D. MENDOZA
 Director, FMS
 Date: _____

Approved By:

 HANS LEO J. CACEDA
 Administrator
 Date: _____